

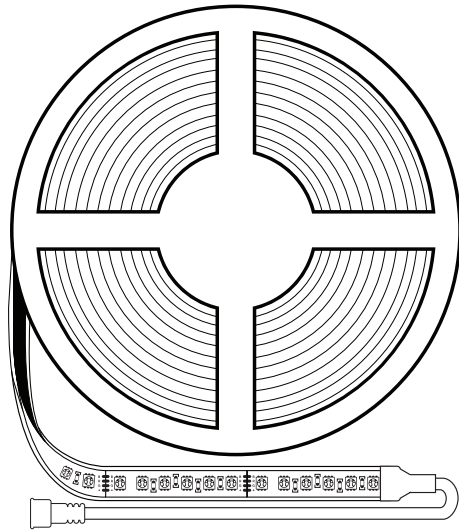


**Solid Apollo LED**  
Where light meets perfection

DATA SHEET



# RGB 144W SINGLE ROW WATERPROOF COLOR CHANGING LED STRIP LIGHT



## Product Description

High Brightness Waterproof Color Changing LED Strips Lights have 3 colored LED Chips inside a small encapsulation module. Each group of 3 RGB LEDs will output any light color with an RGB LED controller, thus creating a solid color tone that can be adjusted and changed at will for your desired applications.

The Single Row RGB 5050 144W strip takes the intensity of the Double Row RGB 5050 and fits it into a slimmer form factor. Densely packed diodes provide exceptional brightness and consistency along the length of the strip. The waterproof LED Strip Lights are UL certified and encased in a high grade silicone enclosure with UV protection against the elements providing an outstanding lifetime for the strip, even in direct sunlight. Preinstalled Very High Bond tape makes installation easy. Simply clean your surface, remove the backing, and firmly press the strip to the surface.

Each of Solid Apollo's RGB LED strip lights includes a 4 contact waterproof connector. Available waterproofing accessories enable you to customize the strip to any length to easily meet any project specifications. Strip features include:

- Waterproof IP67 rated.
- Suitable for wet locations.
- UL listed for Safety and Durability.
- Create millions of different colors easily.
- Ability to create personalized colors and scenes.
- Powerful, high density 144W on a single row.
- Small cut points every 1.97"
- Easy installation with pre-mounted 3M double-sided tape.
- Fully controllable with Solid Apollo's RGB Controllers.

## Quick Spec.

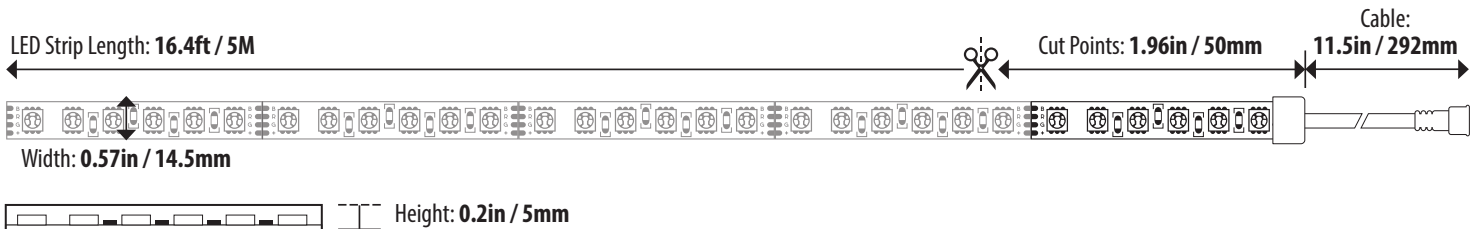
- **Fully Dimmable:** Yes
- **Voltage:** 24V DC
- **Total Wattage:** 144W
- **Minimum Cut:** 1.9in

- **PCB Width:** 14.5mm
- **Warranty:** 5 Years
- **Working Temperature:** -4° to 122°F
- **Certifications:** UL Listed, RoHS, CE

**600 LEDs**  
**16.4ft**

**UP TO 323+  
LUMENS / FT**

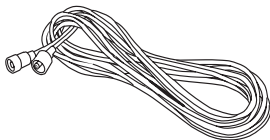
## RGB 144W Single Row Waterproof Color Changing LED Strip Light



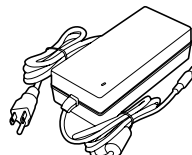
## Technical Information

Available LED Color	SKU#	Temp (K)	Total LEDs	Lumens / Ft.	Max Wattage	LED Type	PCB Width	Minimum Cut
RGB	SA-LS-RGB-5050-SR-600-IP67-24V	N/A	600	323	144W	SMD 5050	0.57in / 14.5mm	1.97in / 50mm

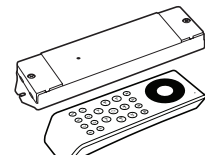
## Companion Products



**15' RGB Waterproof Extension Cable**  
SKU: SA-Acc-RGB-15ft-Cbl



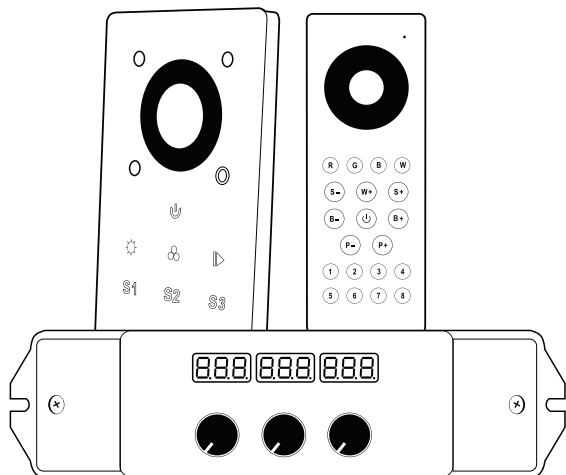
**LED Power Supply 24V-DC-4A-96W**  
SKU: SA-PS-24V-4A-96W



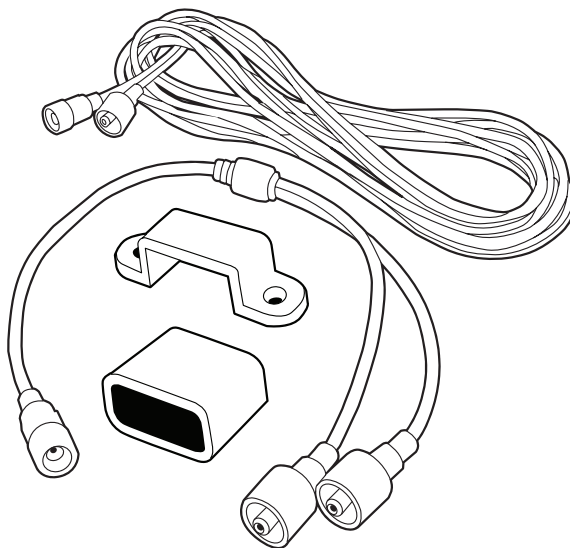
**8 Zone RGB-W LED Controller/Remote**  
SKU: SA-CTRL-100-TX-RX

# RGB WATERPROOF COLOR CHANGING LED STRIP LIGHT ACCESSORIES

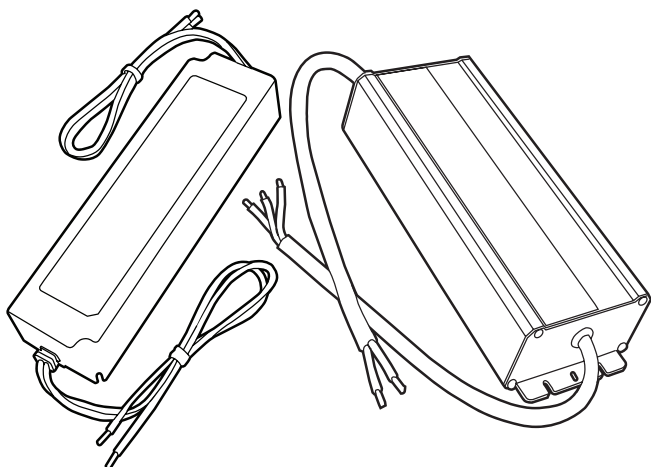
## RGB Controllers



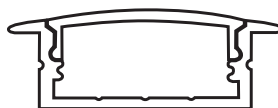
## LED Strip Connectors




## Power Supplies



## LED Strip Channels



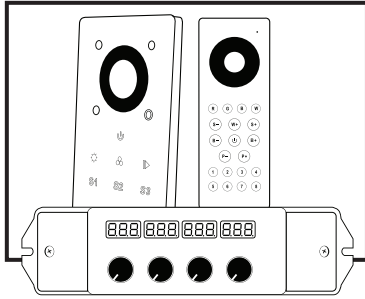
**T20**



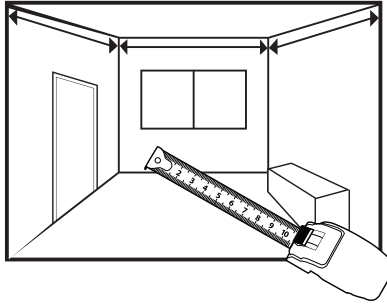
**T30**

# RGB WATERPROOF COLOR CHANGING LED STRIP LIGHT INSTALLATION GUIDE


- 1.** Determine where to install the Driver and optional Dimmer.



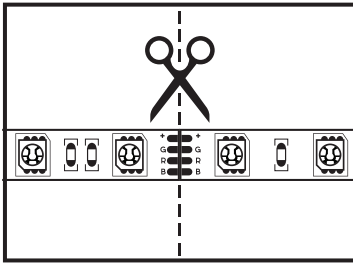
- 2.** Determine the measurement of area where LED Strip Lights will be placed.



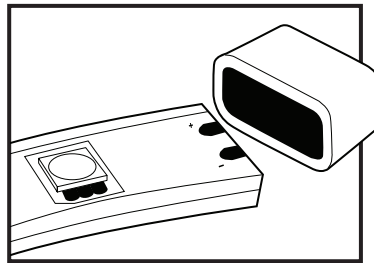
- 3.** Determine how much wire needed (Driver to Dimmer, Dimmer to LED Strips).



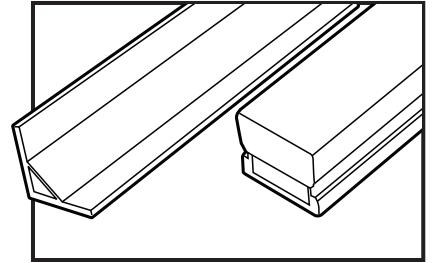
- 4. A.** Cut LED Strip Lights (at cutting points) to fit or Join multiple Strips as recommended to cover installation area.




- B.** If strip is cut, ensure proper re-waterproofing with an Endcap and silicon glue surface.



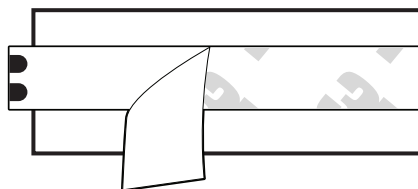
- 5.** If using Channels, cut or extend them to fit size of the installation area



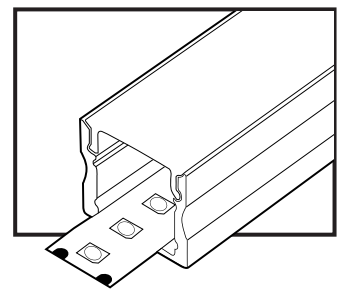
- 6.** Thoroughly clean the surface where the LED Strip will be mounted.



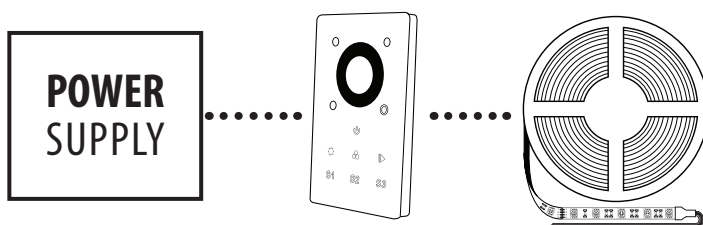
- 7. A.** Peel the 3M Tape cover from the back of the LED Strips and mount it on surface.



- B.** If using Channels, mount the LED Strip in the Channel and mount it to the desired surface.



- 8.** Complete the connection/wiring between the Power Supply, optional dimmer and LED Strips.




- 9.** Power up and enjoy!

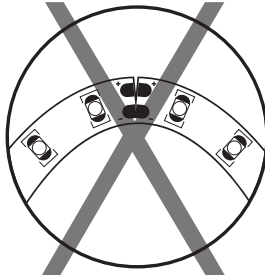
**Note:** If you have questions and concerns regarding the installation process. Please feel free to contact us at 425.582.7533. We will gladly assist you.

# RGB WATERPROOF COLOR CHANGING LED STRIP LIGHT WARNINGS

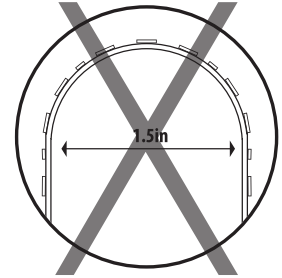
**Do not** power LED Strip still coiled in spool.




**Do not** bend LED Strip sideways.




**Do not** bend LED strips to a diameter less than 1.5 inches.




**Do not** fold or crease LED Strip.




**Do not** twist LED Strip.



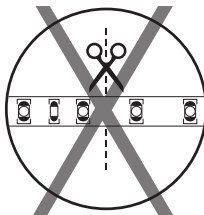
**Do not** cover LED Strip with anything other than LED Channel Diffusers.




**Do not** put direct excessive pressure on the LED surface.




**Do not** cut LED Strips except at designated cutting points.



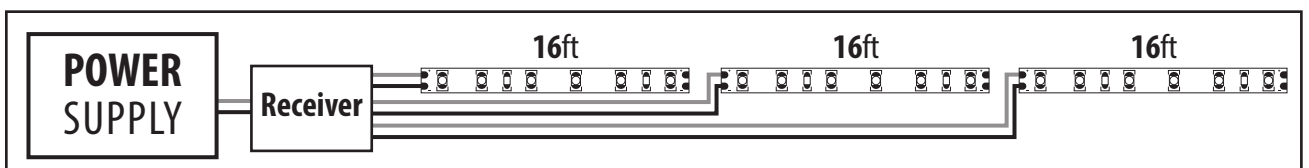
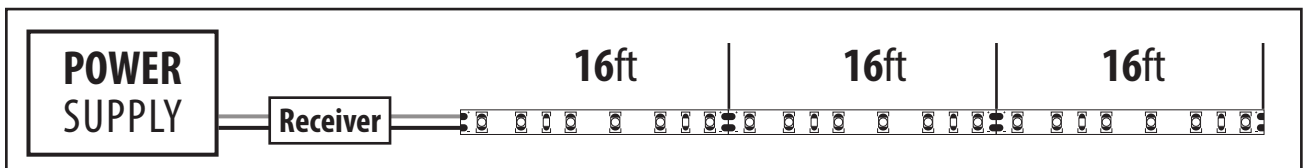
**Do not** position LED at an angled surface where it is pressed.



**Do not** submerge LED Strip Lights.



**Do not** connect or interconnect more than 16 feet (5 meters) of LED Strip to one Power Feed.



# RGB WATERPROOF COLOR CHANGING LED STRIP LIGHT SAFETY & WARRANTY

---

## Safety / Disclosures

1. Install in accordance with the proper installation procedure (See pg. 3).
2. Install in accordance with your national or local electrical code regulations.
3. Suitable for wet locations (IP67 Rated).
4. Do not expose to heat more than the specified Temperature ratings.
5. Only install with the required Driver/Power Supply – 24V DC Constant Voltage Driver.
6. Use a separate power feed for each recommended maximum run.
7. Only use cables that are certified for use with external connection of electrical equipment and rated for at least 80°C (176°F)
8. Do not mishandle product or modify beyond the guidelines given as this may void product Warranty.
9. Only use with the recommended waterproof accessories and ensure complete waterproofing of any modified sections of the Strip.
10. Only use the recommended waterproof accessories and wires to connect between LED Strip Light, Driver, Controller, and other devices in between.
11. The output color of the LED Strips may have slight variation from that of the pictures on this document or website due to photo rendering limitations.
12. Design improvements and modification of the products could happen from to time and we reserve the right to do these improvements necessary without any prior notice.

## Warranty

The **RGB** Waterproof Color Changing LED Strip Lights come with a 5-year limited warranty from the date it is shipped to the customer. This warranty covers the product as long as it is used for the designed purpose and normally operated unless otherwise stated.

Please visit [www.solidapollo.com/returns-amp-warranty.html](http://www.solidapollo.com/returns-amp-warranty.html) for the complete warranty details on the product. For any additional questions about product warranty, feel free to contact customer support at 425.582.7533.