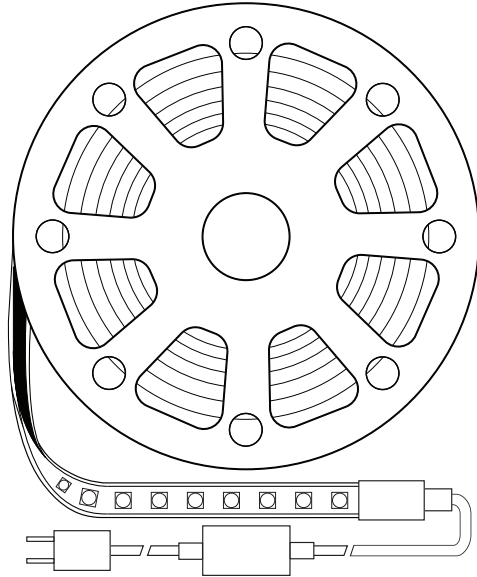




DATA SHEET

3528 DRIVERLESS 120V AC LED STRIP LIGHT



Product Description

The Driverless 3528 LED Light Strip is a revolution in Driverless LED Lighting technology. This strip comes ready to plug into any standard outlet. The 3528 light strip is waterproof and rated IP65 for indoor or outdoor use. Each strip is delivered to you at the desired length, up to 165ft ready to connect with no configuration or complex connections for projects like landscape lighting, commercial and hospitality lighting, kitchen splash zones, bathroom accents and more.

Each 165' Driverless 3528 Light Strip contains 2970 surface mounted high brightness 3528 Epistar LED Chips encased in waterproof silicone tubing to protect the LEDs from the elements. The silicone casing is UV resistant to protect the light strip and prevent discoloration for a long lasting installation.

Our Driverless 3528 LED Strip Lights are ETL listed therefore offering the greatest quality at an affordable price without using contaminant components, which greatly deteriorate our environment.

- ETL listed, RoHS Compliant
- Made to Order
- Fully Dimmable
- Up to 82 Lumens Per Foot
- Works at 120V AC Line Voltage
- Brightest Driverless Strip Available
- Ready to Plug In Right Out of the Box
- Plug In Directly to Any AC Outlet
- Available in Many Lengths Up to 165 Feet long
- Indoor/Outdoor use
- 2 Year Warranty
- No Extra Drivers, Wiring or Transformers Required
- Perfect for Decks, Garden Lighting, Pathway Lighting, Facade Lighting and More
- Each Purchase Includes Power Cord and End Cap Installed

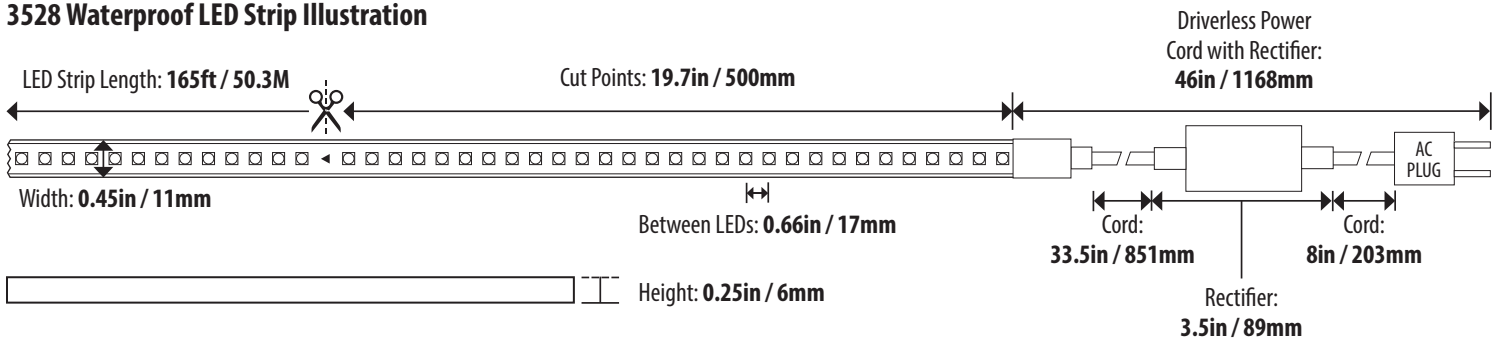
Quick Spec.

- **Fully Dimmable:** Yes
- **Voltage:** 120V AC
- **Total Wattage:** 231W
- **Beam Angle:** 120°
- **PCB Width:** 0.45in / 11mm
- **Dimensions:** 1980in x 0.45in x 0.25in
- **Working Temperature:** -20° to 140°F
- **Certifications:** ETL (US and Canada), CE, RoHS

up to
165ft

UP TO 82+ LUMENS / FT

3528 Waterproof LED Strip Illustration

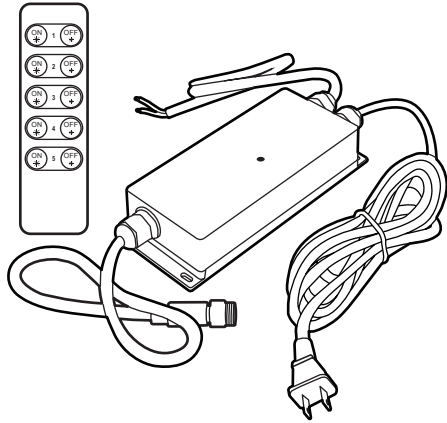


Technical Information

Available LED Color	SKU#	Temp (K)	Lumens / Ft.	LED Type	Color Rendering Index	Minimum Cut
Warm White	SA-DLS-3528-WW	3000K	70	Epistar 3528	80+	19.7in / 500mm
Daylight White	SA-DLS-3528-DW	4000K	79	Epistar 3528	82+	19.7in / 500mm
Pure White	SA-DLS-3528-PW	6000K	82	Epistar 3528	82+	19.7in / 500mm

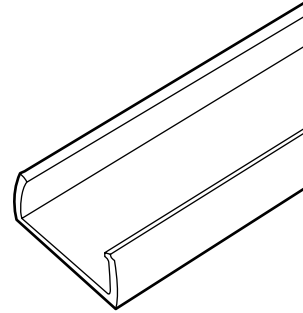
3528 DRIVERLESS 120V AC LED STRIP LIGHT ACCESSORIES

Dimmers



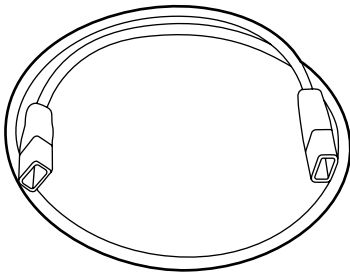
**120V AC 4 Zone Wireless Waterproof
Dimmer Controller/Remote**
SKU: LT-MONO-DRLS-RF

LED Strip Channel



**39" Plastic Channel for 3528
Driverless LED Strip**
SKU: SA-DLS-3528-PLASTIC-CH-39in

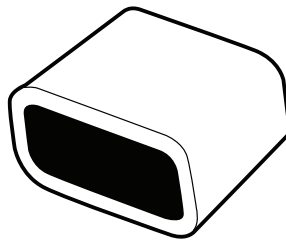
LED Accessories



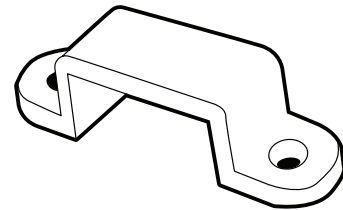
**6" Interconnector Cable for
Driverless 3528 LED Light Strips**
SKU: SA-DLS-3528-INTERCONN-6

16" Interconnector Cable
SKU: SA-DLS-3528-INTERCONN-16

36" Interconnector Cable
SKU: SA-DLS-3528-INTERCONN-36



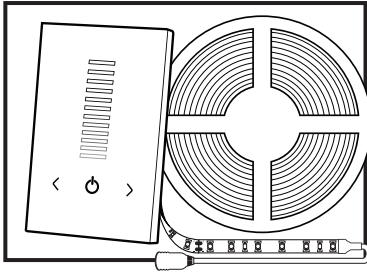
**Silicone End Cap for Driverless 3528
LED Strip Lights**
SKU: SA-DLS-3528-ENDCAP



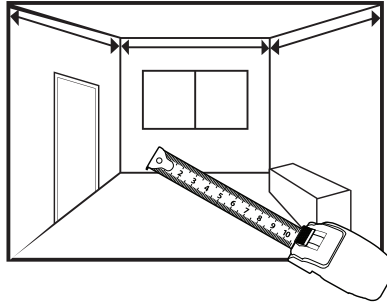
**Bracket for Driverless 3528 LED
Strip Lights**
SKU: SA-DLS-3528-BRACKET

3528 DRIVERLESS 120V AC LED STRIP LIGHT INSTALLATION GUIDE


- 1.** Determine where to install the LED Strip Lights and optional Dimmer.



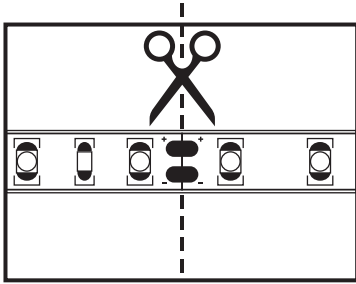
- 2.** Determine the measurement of area where LED Strip Lights will be placed.



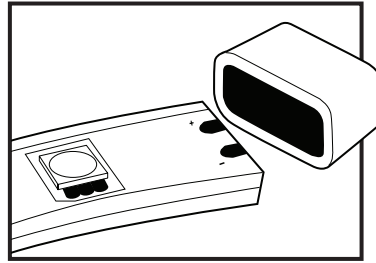
- 3.** Determine how much wire needed (Driver to Dimmer, Dimmer to LED Strips).



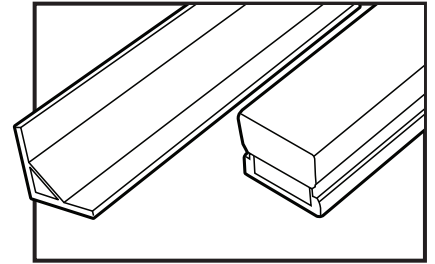
- 4. A.** Cut LED Strip Lights (at cutting points) to fit or Join multiple Strips as recommended to cover installation area.



- B.** If strip is cut, ensure proper re-waterproofing with an Endcap and PVC cement.



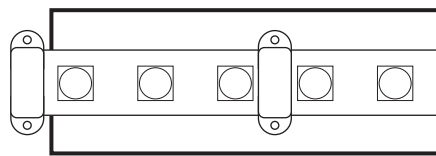
- 5.** If using channels, cut or extend them to fit size of the installation area



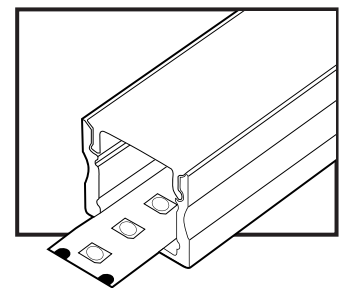
- 6.** Thoroughly clean the surface where the LED Strip will be mounted.



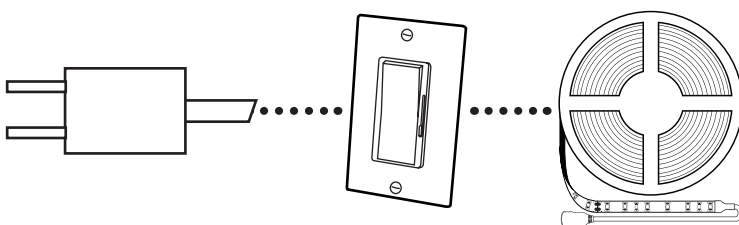
- 7. A.** Mount the LED Strips on the prepared surface.



- B.** If using channels, mount the LED Strip in the channel and mount the channel to the desired surface.



- 8.** Complete the connection/wiring between the plug, optional dimmer, and LED Strips.




- 9.** Power up and enjoy!


Note: If you have questions and concerns regarding the installation process. Please feel free to contact us at 425.582.7533. We will gladly assist you.

3528 DRIVERLESS 120V AC LED STRIP LIGHT WARNINGS

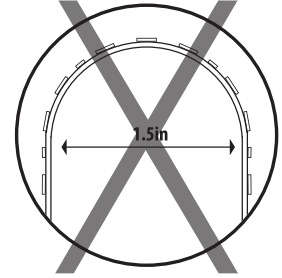
Do not power LED Strip still coiled in spool.




Do not bend LED Strip side to side. This Strip is **TOP BENDING** only.




Do not bend LED strips to a diameter less than 1.5 inches.




Do not fold or crease LED Strip.




Do not twist LED Strip.



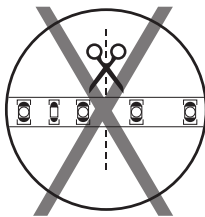
Do not cover LED Strip with anything other than LED Channel Diffusers.




Do not put direct excessive pressure on the LED surface.




Do not cut LED Strips except at designated cutting points.



Do not position LED at an angled surface where it is pressed.



Do not submerge LED Strip Lights.



3528 DRIVERLESS 120V AC LED STRIP LIGHT SAFETY & WARRANTY

Safety / Disclosures

1. Install in accordance with the proper installation procedure (See pg. 3).
2. Install in accordance with your national or local electrical code regulations.
3. Suitable for wet locations (IP65 Rated).
4. Do not expose to heat more than the specified temperature ratings.
5. Only install with the required 120V AC plug.
6. Use a separate power feed for each recommended maximum run.
7. Only use cables that are certified for use with external connection of electrical equipment and rated for at least 80°C (176°F)
8. Do not mishandle product or modify beyond the guidelines given as this may void product warranty.
9. Only use with the recommended waterproof accessories and ensure complete waterproofing of any modified sections of the strip.
10. Only use the recommended waterproof accessories and wires to connect between LED strip light, driver, controller, and other devices in between.
11. The output color of the LED Strips may have slight variation from that of the pictures on this document or website due to photo rendering limitations.
12. Design improvements and modification of the products could happen from to time and we reserve the right to do these improvements necessary without any prior notice.

Warranty

The **3528** Driverless 120V AC LED Strip Light Warningss come with a 2-year limited warranty from the date it is shipped to the customer. This warranty covers the product as long as it is used for the designed purpose and normally operated unless otherwise stated.

Please visit www.solidapollo.com/returns-amp-warranty.html for the complete warranty details on the product. For any additional questions about product warranty, feel free to contact customer support at 425.582.7533.