



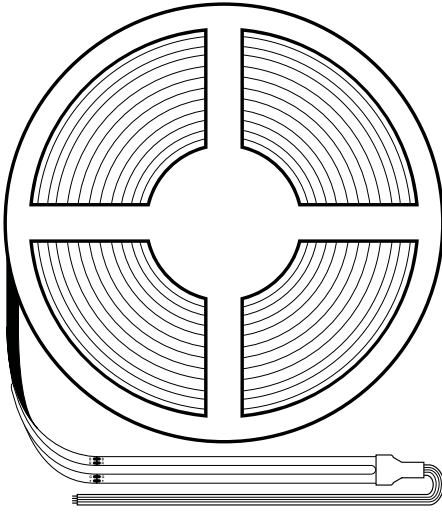
Solid Apollo LED
Where light meets perfection



DATA SHEET

COLOR CHANGING RGB DOTLESS COB LED STRIP LIGHT

SKU: SA-LS-COB-RGB-4200-24V



Product Description

With 4200 LEDs bonded directly to the LED strip, Solid Apollo's RGB COB LED Strip Light offers a bright, dotless light for your color changing LED lighting needs. These COB strips offer a brighter, more flexible strip that can be daisy-chained up to 32 feet. Perfect for accents, undercabinet lights, or anywhere you need bright linear light with no hot spotting.

This RGB COB LED strip can be cut every inch and offer greater body flexibility than traditional strips, thus opening the options of installing it in tighter and more complex installations. On traditional LED strips, LED diodes are spaced apart creating hot spots that are visible when looking at the strip. Our RGB COB LED strips utilize an opal diffuser to give a consistent, uniform light throughout their entire length without hot spots creating an appealing effect to the eye. If you're limited on space and can't hide the strip, the diffused, uniform light will be perfect, even for linear lighting that will directly face the public.

- Dotless LED Strips With Uniform Lighting Across the Entire Length
- Brighter and More Efficient Than Traditional Strips
- Less Heat Than Traditional LED Strips
- Cut Points Every 1 Inch
- Dimmable
- Commercial Grade Quality
- 5 Years warranty
- UL Listed, RoHS, CE

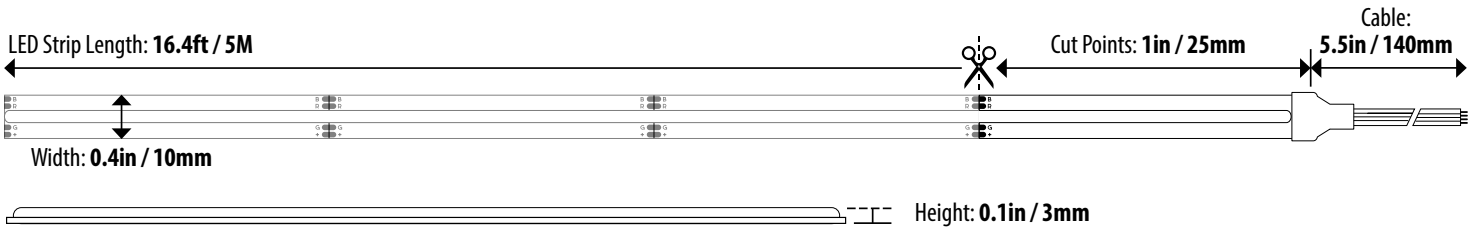
Quick Spec.

4200 LEDs
16.4ft

**UP TO 184+
LUMENS / FT**

- **Fully Dimmable:** Yes
- **Voltage:** 24V DC
- **Total Wattage:** 70W
- **Minimum Cut:** 1in
- **PCB Width:** 10mm
- **Warranty:** 5 Years
- **Working Temperature:** -40° to 122°F
- **Certifications:** UL Listed, RoHS, CE

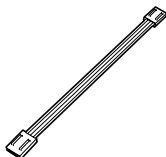
Dotless RGB COB LED Strip 70W




Technical Information

Available LED Color	SKU#	Temp (K)	Total LEDs	Lumens / Ft.	Max Wattage	LED Type	Color Rendering Index	Minimum Cut
RGB	SA-LS-COB-RGB-4200-24V	N/A	4200	184	70W	Chip on Board	N/A	1in / 25mm

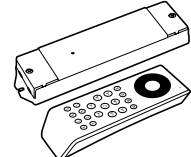
Companion Products



10mm Clampdown RGB COB LED Strip Interconnector
SKU: SA-LS-ACC-RGB-COB-CLAMPDOWN-INTER



LED Power Supply 24V-DC-4A-96W
SKU: SA-PS-24V-4A-96W

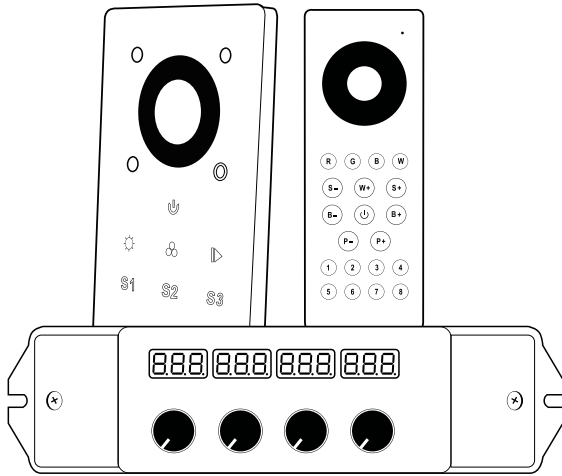


8 Zone RGB-W LED Controller/Remote
SKU: SA-CTRL-100-TX-RX

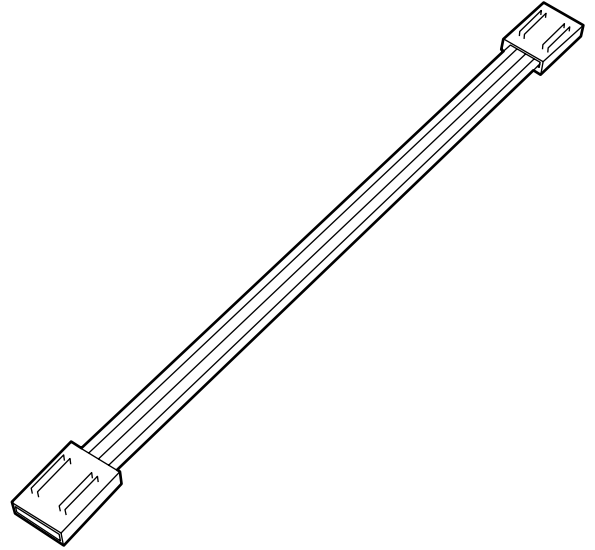
COLOR CHANGING RGB DOTLESS COB LED STRIP LIGHT

SKU: SA-LS-COB-RGB-4200-24V

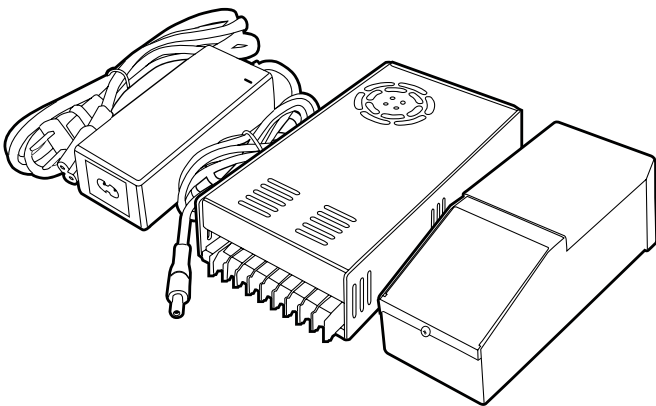
RGB Controllers



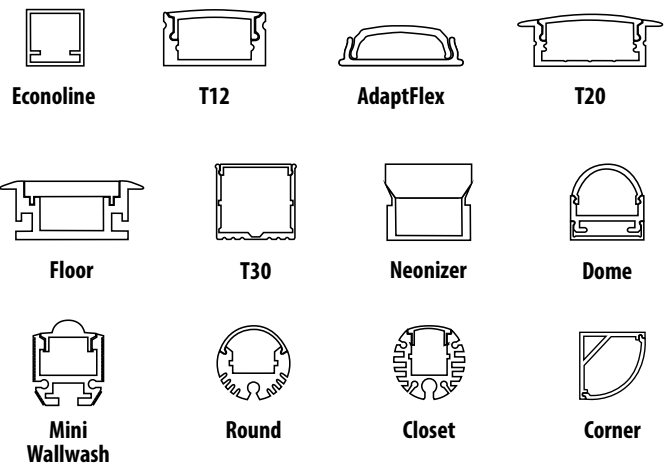
LED Strip Connectors



Power Supplies



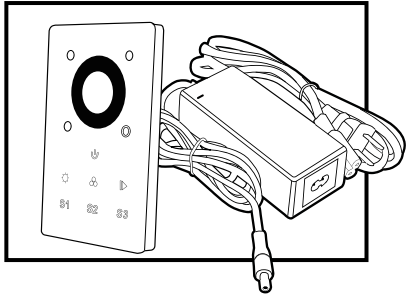
LED Strip Channels



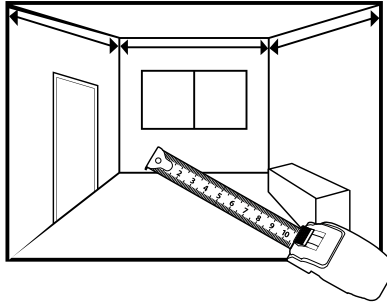
COLOR CHANGING RGB DOTLESS COB LED STRIP LIGHT

SKU: SA-LS-COB-RGB-4200-24V


1. Determine where to install the power supply and controller.



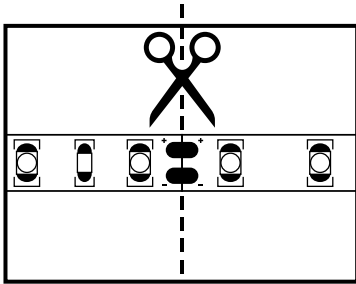
2. Determine the measurement of area where LED strip lights will be placed.



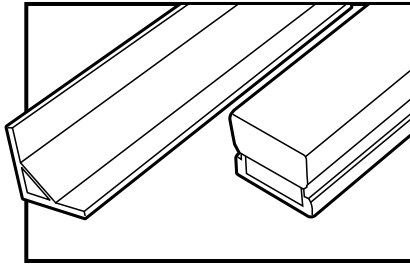
3. Determine how much wire needed (power supply to controller, controller to LEDs).




4. Cut LED strip lights (at cutting points) to fit or join multiple strips as recommended to cover installation area.



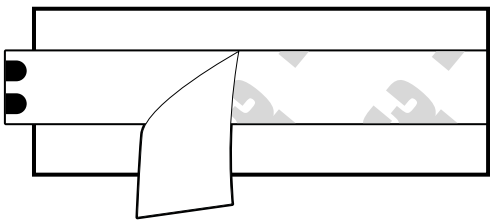
5. If using channels, cut or extend them to fit size of the installation area



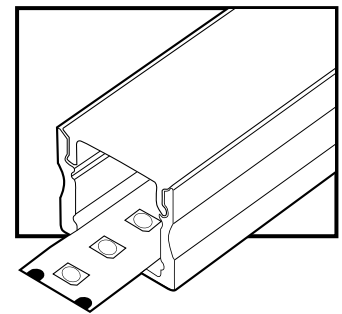
6. Thoroughly clean the surface where the LED strip will be mounted.



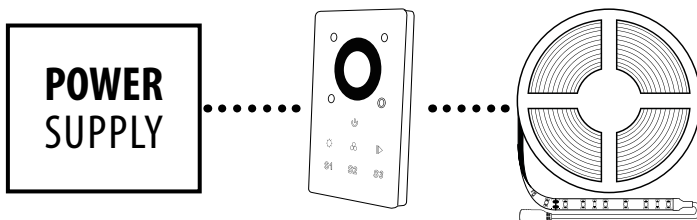
7. A. Peel the 3M tape cover from the back of the LED strips and mount it on surface.



- B. If using channels, mount the LED strip in the channel and mount it to the desired surface.



8. Complete the connection/wiring between the power supply, controller, and LED strips.




9. Power up and enjoy!

Note: If you have questions and concerns regarding the installation process. Please feel free to contact us at 425.582.7533. We will gladly assist you.

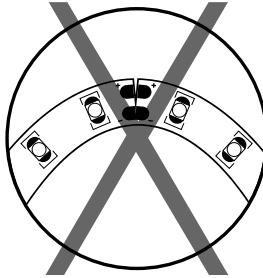
COLOR CHANGING RGB DOTLESS COB LED STRIP LIGHT

SKU: SA-LS-COB-RGB-4200-24V

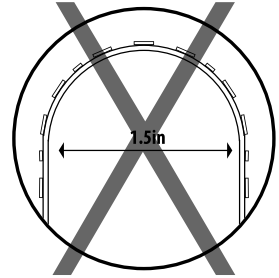
Do not power LED strip still coiled in spool.




Do not bend LED Strip sideways.




Do not bend LED strip to a diameter less than 1.5 inches.




Do not fold or crease LED strip.




Do not twist LED Strip.




Do not cover LED strip with anything other than LED channel diffusers.



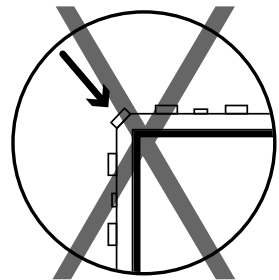
Do not put direct excessive pressure on the LED surface.



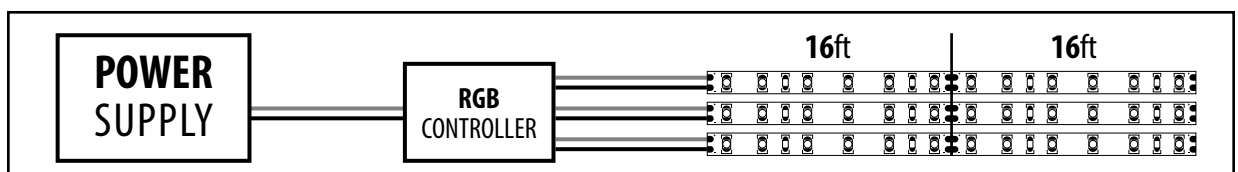
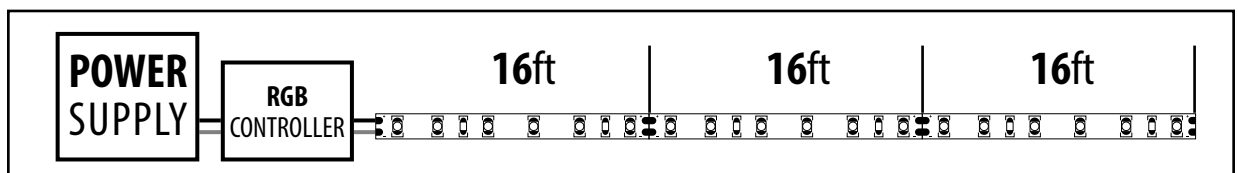
Do not cut LED strips except at designated cutting points.



Do not position LED at an angled surface where it is pressed.



Do not connect or interconnect more than 32 feet (10 meters) of LED strip to one power feed.



COLOR CHANGING RGB DOTLESS COB LED STRIP LIGHT

SKU: SA-LS-COB-RGB-4200-24V

Safety / Disclosures

1. Please follow the included installation guide for proper installation procedure (See pg. 3).
2. Install in accordance with your national or local electrical code regulations.
3. Not suitable for wet locations.
4. Do not expose LED strip to direct sunlight continuously.
5. Do not expose to heat more than the specified temperature ratings and do not install too close to stoves, fireplaces, and so on.
6. Only install with the required Driver/Power Supply – 24V DC Constant Voltage Driver.
7. Use a separate power feed for each recommended maximum run.
8. Only use cables that are certified for use with external connection of electrical equipment and rated for at least 80°C (176°F)
9. Do not mishandle product or modify beyond the guidelines given as this may void product Warranty.
10. Only use the recommended accessories and wires to connect between LED strip light, driver, controller, and other devices in between.
11. The output color of the LED strips may have slight variation from that of the pictures on this document or website due to photo rendering limitations.
12. Design improvements and modification of the products could happen from to time and we reserve the right to do these improvements as necessary without any prior notice.

Warranty

The **Dotless COB** LED Strip Lights come with a 5-year limited warranty from the date it is shipped to the customer. This warranty covers the product as long as it is used for the designed purpose and normally operated unless otherwise stated.

Please visit www.solidapollo.com/returns-amp-warranty.html for the complete warranty details on the product. For any additional questions about product warranty, feel free to contact customer support at 425.582.7533.