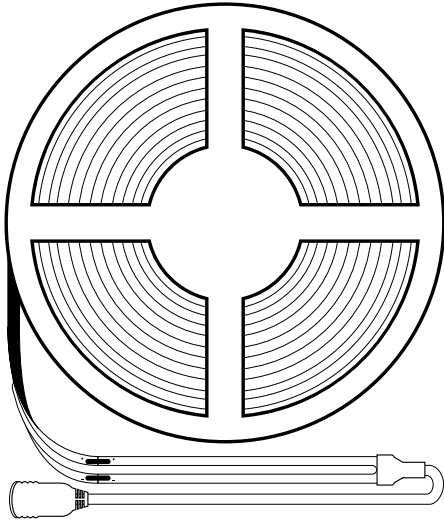


DOTLESS COB LED STRIP LIGHT



2400 LEDs
16.4ft

**UP TO 336+
LUMENS / FT**

Product Description

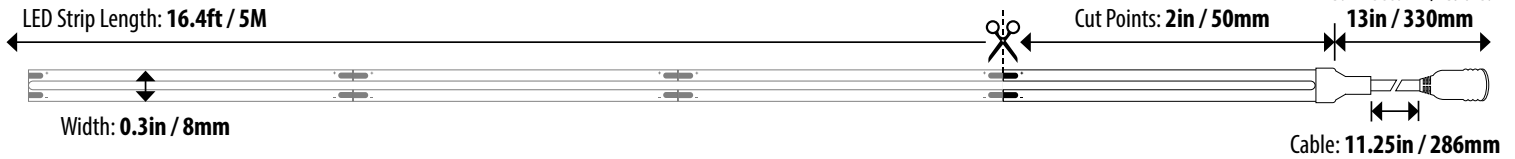
With 2400 LEDs bonded directly to the LED strip, Solid Apollo's COB LED Strip Lights offer a bright, dotless light for all your LED lighting needs. These COB strips offer a brighter, more flexible strip that can be daisy-chained up to 32 feet. Perfect for accents, undercabinet lights, or anywhere you need bright linear light with no hot spotting.

- Dotless LED Strips With Uniform Lighting Across the Entire Length
- Brighter and More Efficient Than Traditional Strips
- Less Heat Than Traditional LED Strips
- Cut Points Every 2 Inches
- Dimmable
- Commercial Grade Quality
- 5 Years warranty
- UL Listed, RoHS, CE

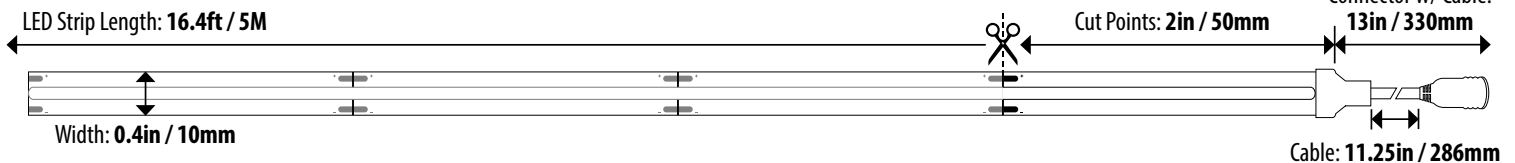
Quick Spec.

- **Fully Dimmable:** Yes
- **Voltage:** 24V DC
- **Total Wattage:** 50W - 75W
- **Minimum Cut:** 2in
- **PCB Width:** 8mm - 10mm
- **Warranty:** 5 Years
- **Working Temperature:** -40° to 122°F
- **Certifications:** UL Listed, RoHS, CE

Dotless COB LED Strip 50W



Dotless COB LED Strip 75W



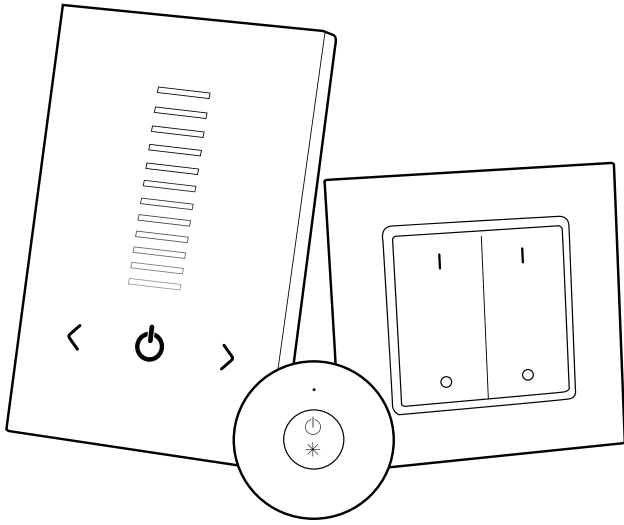
Height: **0.07in / 2mm**

Technical Information

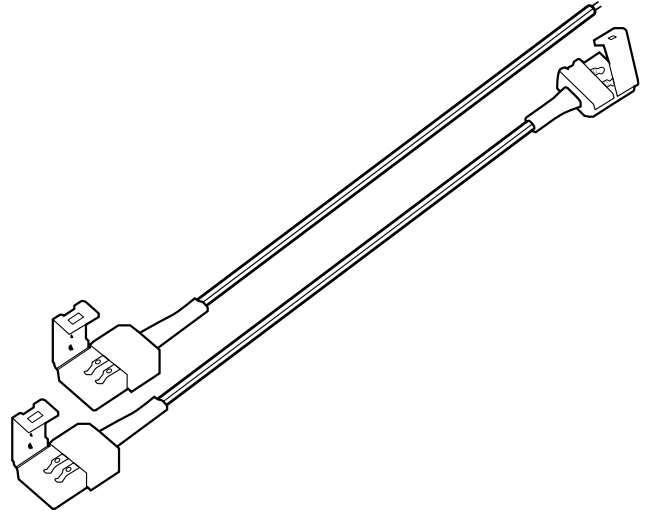
Available LED Color	SKU#	Temp (K)	Total LEDs	Lumens / Ft.	Max Wattage	LED Type	Color Rendering Index	Minimum Cut
Candlelight Warm White	SA-LS-COB-CLWW-2400-24V	2400K	2400	201	75W	Chip on Board	90+	2in / 50mm
Super Warm White	SA-LS-COB-SWW-2400-24V	2700K	2400	287	75W	Chip on Board	89+	2in / 50mm
Warm White	SA-LS-COB-WW-2400-24V	3000K	2400	309	75W	Chip on Board	90+	2in / 50mm
Neutral Warm White	SA-LS-COB-NWW-2400-24V	3500K	2400	313	75W	Chip on Board	90+	2in / 50mm
Daylight White	SA-LS-COB-DLW-2400-24V	4000K	2400	336	75W	Chip on Board	88+	2in / 50mm
Natural White	SA-LS-COB-NW-2400-24V	5000K	2400	303	75W	Chip on Board	86+	2in / 50mm
White	SA-LS-COB-W-2400-24V	6000K	2400	313	75W	Chip on Board	87+	2in / 50mm
Red	SA-LS-COB-RED-2400-24V	N/A	2400	N/A	50W	Chip on Board	N/A	2in / 50mm
Green	SA-LS-COB-GREEN-2400-24V	N/A	2400	N/A	50W	Chip on Board	N/A	2in / 50mm
Blue	SA-LS-COB-BLUE-2400-24V	N/A	2400	N/A	50W	Chip on Board	N/A	2in / 50mm
Amber	SA-LS-COB-AMBER-2400-24V	1900K	2400	N/A	50W	Chip on Board	N/A	2in / 50mm

DOTLESS COB LED STRIP LIGHT ACCESSORIES

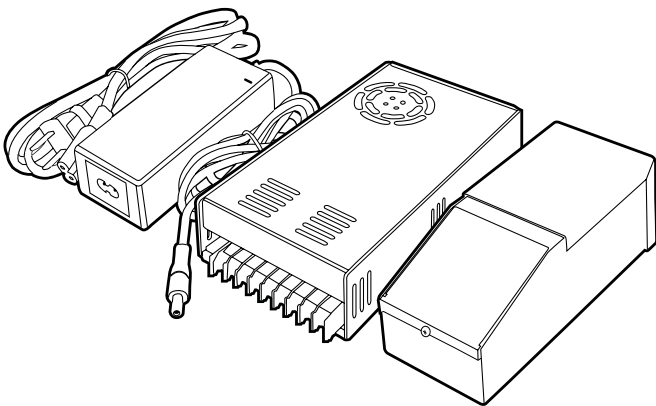
Dimmers



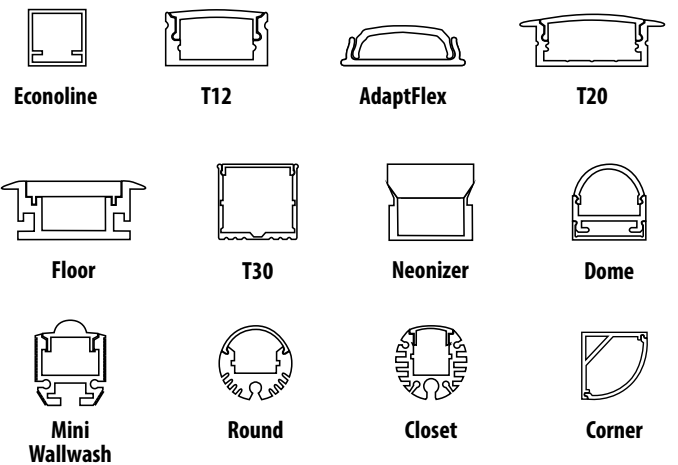
LED Strip Connectors



Power Supplies

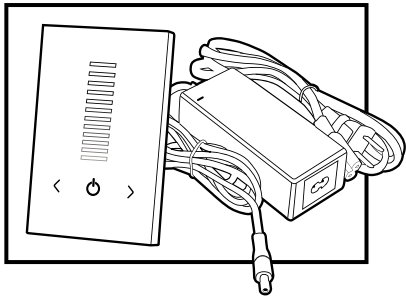


LED Strip Channels

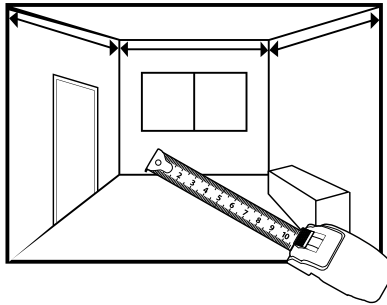


DOTLESS COB LED STRIP LIGHT INSTALLATION GUIDE


1. Determine where to install the Driver and optional Dimmer.



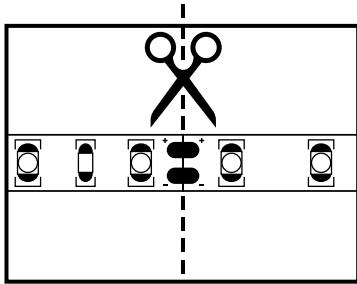
2. Determine the measurement of area where LED Strip Lights will be placed.



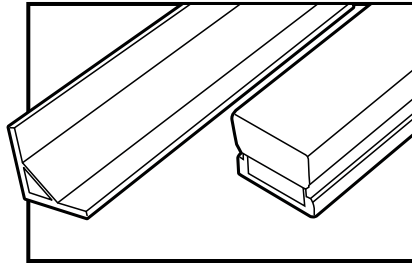
3. Determine how much wire needed (Driver to Dimmer, Dimmer to LED Strips).



4. Cut LED Strip Lights (at cutting points) to fit or Join multiple Strips as recommended to cover installation area.



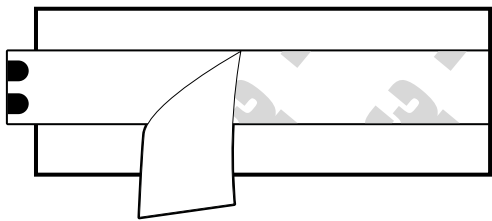
5. If using Channels, cut or extend them to fit size of the installation area



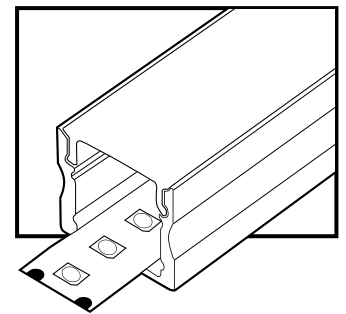
6. Thoroughly clean the surface where the LED Strip will be mounted.



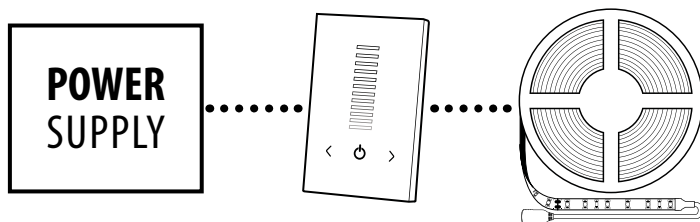
7. A. Peel the 3M Tape cover from the back of the LED Strips and mount it on surface.



B. If using Channels, mount the LED Strip in the Channel and mount it to the desired surface.



8. Complete the connection/wiring between the Power Supply, optional dimmer and LED Strips.




9. Power up and enjoy!

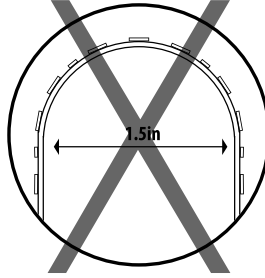
Note: If you have questions and concerns regarding the installation process. Please feel free to contact us at 425.582.7533. We will gladly assist you.

DOTLESS COB LED STRIP LIGHT WARNINGS


Do not power LED Strip still coiled in spool.




Do not bend LED strips to a diameter less than 1.5 inches.




Do not fold or crease LED Strip.



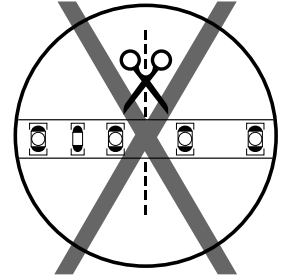
Do not cover LED Strip with anything other than LED Channel Diffusers.




Do not put direct excessive pressure on the LED surface.



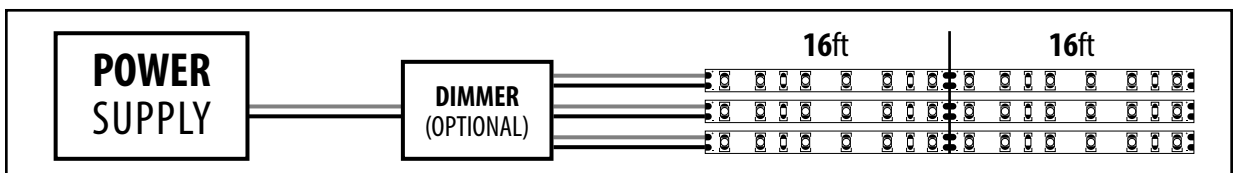
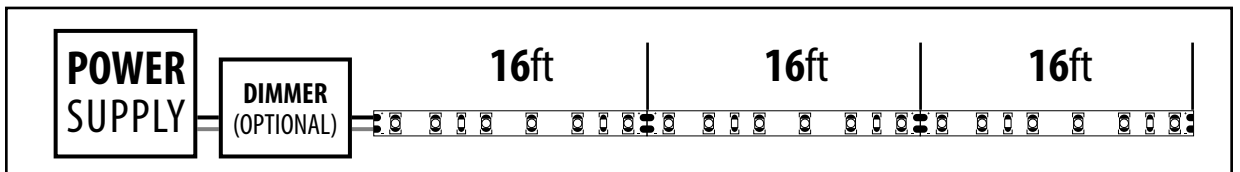
Do not cut LED Strips except at designated cutting points.



Do not position LED at an angled surface where it is pressed.



Do not connect or interconnect more than 32 feet (10 meters) of LED Strip to one Power Feed.



DOTLESS COB LED STRIP LIGHT SAFETY & WARRANTY

Safety / Disclosures

- 1.** Please follow the included installation guide for proper installation procedure (See pg. 3).
- 2.** Install in accordance with your national or local electrical code regulations.
- 3.** Not suitable for wet locations.
- 4.** Do not expose LED strip to direct sunlight continuously.
- 5.** Do not expose to heat more than the specified temperature ratings and do not install too close to stoves, fireplaces, and so on.
- 6.** Only install with the required Driver/Power Supply – 24V DC Constant Voltage Driver.
- 7.** Use a separate power feed for each recommended maximum run.
- 8.** Only use cables that are certified for use with external connection of electrical equipment and rated for at least 80°C (176°F)
- 9.** Do not mishandle product or modify beyond the guidelines given as this may void product Warranty.
- 10.** Only use the recommended accessories and wires to connect between LED strip light, driver, controller, and other devices in between.
- 11.** The output color of the LED strips may have slight variation from that of the pictures on this document or website due to photo rendering limitations.
- 12.** Design improvements and modification of the products could happen from to time and we reserve the right to do these improvements as necessary without any prior notice.

Warranty

The **Dotless COB** LED Strip Lights come with a 5-year limited warranty from the date it is shipped to the customer. This warranty covers the product as long as it is used for the designed purpose and normally operated unless otherwise stated.

Please visit www.solidapollo.com/returns-amp-warranty.html for the complete warranty details on the product. For any additional questions about product warranty, feel free to contact customer support at 425.582.7533.