


Solar Core

LED Growlights by Solid Apollo




solidapollo.com

Your Indoor Growing Solution

The **Solar Core** series of LED Grow Lights are a state of the art family of high output, low energy use LED lights designed for your horticultural and growing needs.

Available in three distinct models, you can easily grow a small indoor garden or a large hydroponics system with a precise lighting spectrum. Solar Core LED Grow lights utilize a combination of the latest high-power Light Emitting Diodes, fine-tuned PAR light, and a modular well ventilated design.

With these amazing grow lights you can take your indoor garden to the next level of production: greater yield for much less than traditional grow lighting.



Ares



140 Watts
SKU: SA-LGL-Ares-140W



Midas



280 Watts
SKU: SA-LGL-Midas-280W



Titan



370 Watts
SKU: SA-LGL-Titan-370W


Advantages

- Up to 25% more yield from crops
- Reduces energy consumption by up to 70%
- Minimal heat produced, quiet dissipation
- Ideal for quick-growing and flowering plants
- Low profile all-black finish
- Perfect for all greenhouse and gardening styles
- Full spectrum encourages all aspects of plant growth
- No reflecting/cooling equipment required


LEDs vs Traditional Plant Lighting

LED Grow Lights are a recent innovation in the greenhouse and personal horticulture world, and have quickly become popular as an economical, extremely efficient, low maintenance solution to indoor growing.


The problem with the traditional High Pressure Sodium (HPS) and Metal Halide (MH) lighting, is a high heat production with little usable light, short lifespan, and extremely harsh growing conditions for crops due to high temperatures that dry out leaves. Metal Halide lamps especially contain extremely toxic gases, produce heat that needs a lot of dissipation, as well as lacking broad red spectrum light that is essential for flowering/budding.



Light Emitting Diodes (LEDs)
Spectrum Coverage



Standard Metal Halide (MH)
Spectrum Coverage



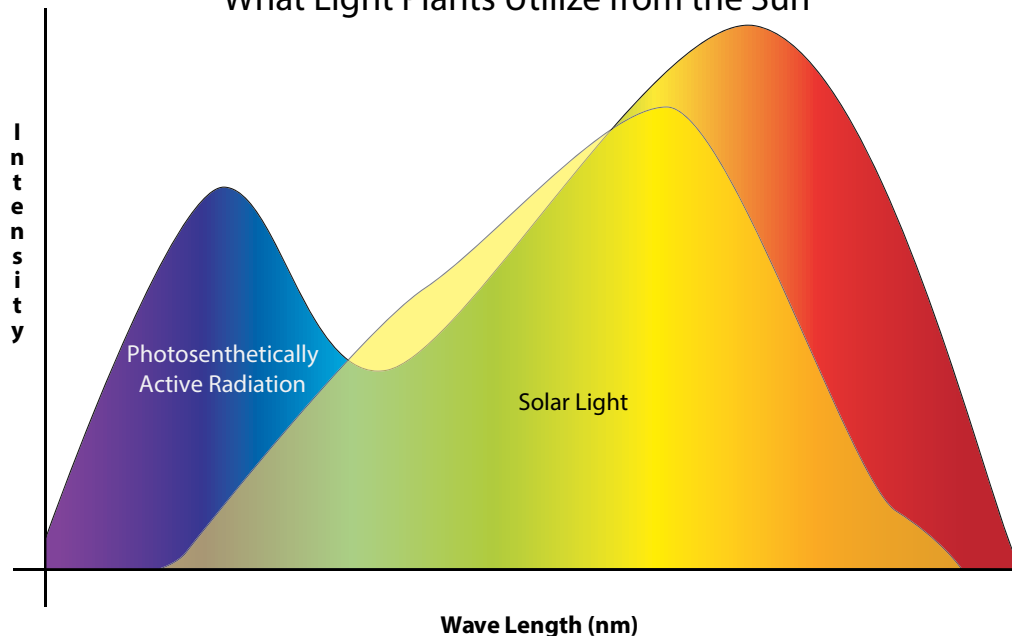
High Pressure Sodium (HPS)
Spectrum Coverage

Visible Light Spectrum Coverage 400-700nm

Solid Core LED Grow lights contain no toxic materials, produce hardly any heat, with silent operation. There is not additional heat dissipation or equipment required with built in 90mm fans providing quiet heating, and Solid Apollo guarantees for 5 years that your product will function flawlessly.

Choosing a Solid Core LED Grow light means greater yield at far less Total Cost of ownership, and most importantly reassurance that your crop is getting the best light available.

What Light Plants Utilize from the Sun



Solar Core Spectrum

Chlorophyll A and B; key photoreceptors in flowering plants, both utilize Blue and Red Wavelengths of light. Other vital photo-receptors utilize light throughout the visible spectrum into far red and infrared light.

Solar Core LED Grow Lights produce a blend of full spectrum light with an emphasis on Red and Blue light which help your plants grow tall with improved secondary growth.

Solar Core Custom Spectrum includes:



3,000K White:

A warm LED Light provides full band coverage to mimic natural daylight and allow photoreceptor proteins to properly function and induce flowering.



Far Red:

700nm and above red light which plants utilize late in the day for accelerated growth.



Deep Red:

A large coverage around 660nm to allow Chlorophyll A and B to photosynthesize and help your crops grow taller and healthier.



Standard Red:

660nm standard light (640-680) light is greatly emphasized in each Solar Core lamp-set to provide the Chlorophyll A and B one of the most important wavelength ranges for primary growth..



Red-Orange:

Additional sunlight spectrum in the form of 630-642 coverage allow additional photoreceptors to utilize all possible wavelengths.



Orange:

Light in the range of 620nm helps plants grow quickly, address certain photoreceptors linked to chlorophyll, and mimic natural sunlight.




Blue

Phototropins, blue light receptors unique to plants, affect leaf expansion, stomatal opening, and chloroplast movement.

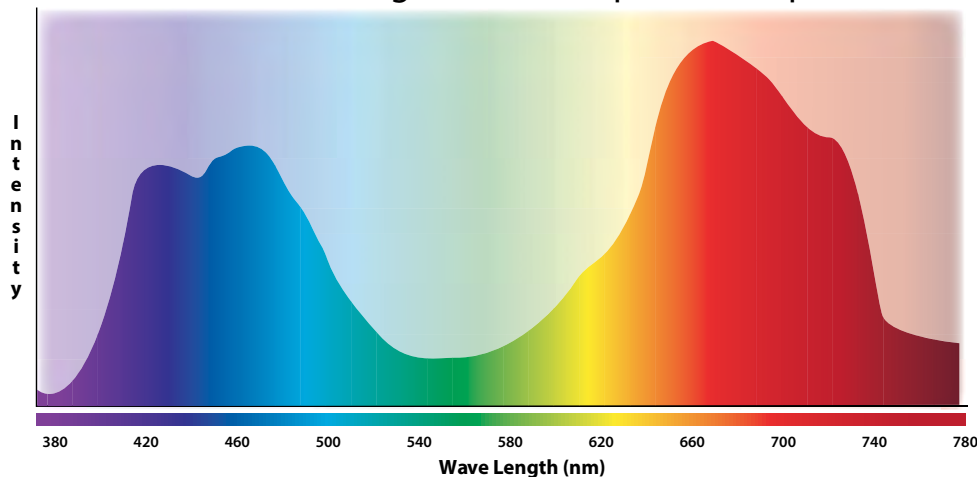


Blue-Violet

Our emphasis on this specific blue spectrum increase the leafy area of your plants.



Solar Core Lights Custom Spectral Output




The Solar Core Advantage




The Solid Core LED lighting Family has been honed and perfected to give you the best product available on the market. We started with a modular design, meaning better heat dissipation, easy maintenance, and sturdy long lasting construction. Additionally our all black design adds to a subtle, low profile so that your lights don't take away from the beauty of your crop.

We also utilized the best LEDs in the industry (Bridgelux) combined with 120° Polycarbonate Lens are High End which cover multiple plants, while preventing any bleaching or overheating of plant leaves.



Modular, Low-Heat Construction




Heating is no longer a problem with our Solar Core LED lights, which are up to 98% efficient at creating light from electricity (LM/watt) and what little heat is produced is quickly dissipated with built-in, whisper quiet fans.

Solar Core's onboard LED Diagnostics System (LDS) provides constant information about the status of the Solar Core Grow Light, letting you know that your system is working perfectly by glowing a constant red. If there is a problem with any part of your Solar Core system, the LDS will alert you to exactly which area is experiencing the issue by blinking a bright red color on one of the LED Indication lights.



120° Lenses




Excellent Heat Dissipation and projection

Solar Core Grow Area

Your Solar Core LED Grow Lights can cover any area or shape of your indoor growing operation. Depending on the type of plant and the preferred growing seasons, you can use our custom hanging system to leave your LED lights low and concentrated to fuel photosynthesis in a couple plants or provide light to a whole crop.

Ares

- 8 ft² Optimum Coverage
- Scale-able
- Saves Space
- 3-10 plants



8 ft²

Coverage



Midas

- 15 ft² Optimum Coverage
- Increased coverage over Ares with same LUX
- 6-14 full plant coverage



15ft²




Titan

- 27 ft² Optimum Coverage
- Larger area and much higher LUX than Midas
- Best for largest crop yields



27 ft²





Ares


Compact. Bright. Low Wattage.



The Solar Core Ares is an amazingly bright and far reaching LED grow light which can easily grow up to 6 plants from planting all the way through their flowering stages. In addition to a compact and modular design system, you can create a grid of Ares lights to create a full grow operation, or use one for use at home or in small spaces.



- **Four Full PAR Spectrum LED Lights**
- **Easily configured in modular formation**
- **130 Watt Consumption**
- **Perfect for small operations and low space availability.**
- **60 3Watt LEDs**
- **Covers up to 8 ft²**



8 ft² Ideal Coverage




SKU#	Dimensions	Wattage	LED Count	Coverage	Weight
SA-LGL-Ares-130W	10.63"x 11.14"x 3.4"	120W	60	8 ft ²	19.07 lb

Solar Core Ares

solidapollo.com

425-592-7533



Midas


Increased Coverage, High Output




The Solar Core Midas is for those who want serious results from their indoor plants. With nearly double the coverage of the Ares, you are able to grow a larger number of plants faster. Ideal for those who have a small-medium amount of space to grow.



- Eight Full PAR Spectrum LED Lights
- Greatly Increased Coverage
- 280 Watt Consumption
- 120 3Watt LEDs
- Covers up to 15 ft²
- Perfect for medium operations and lower space availability.



15 ft² Ideal Coverage




SKU#	Dimensions	Wattage	LED Count	Coverage	Weight
SA-LGL-Midas-280W	19.52"x 11.14"x 3.4"	280W	120	15 ft ²	13.4 lb

Solar Core Midas

solidapollo.com

425-592-7533



Titan



Best coverage and LUX output.

Ideal for the serious grower with large ambitions, the Titan is the brightest and Biggest in the Solar Core Line. This ten lamp, 370 Watt LED grow light can easily grow 15 medium sized plants with full, deep-tissue penetrating light at a high LUX output. This option is perfect for those with a lot of space, and a larger crop.



- Ten Full PAR Spectrum LED Lights
- 6 Whisper-Quiet Fans
- Perfect for large operations and high yield gardens. 27 ft² Ideal Coverage
- 370 Watt Consumption
- 150 3Watt LEDs
- Easily Covers 27 ft²



Solar Core Titan

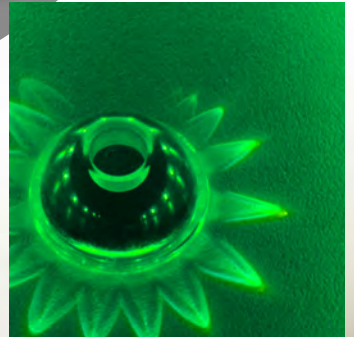
solidapollo.com

425-592-7533

SKU#	Dimensions	Wattage	LED Count	Coverage	Weight
SA-LGL-Titan-370W	24"x 11.14"x 3.4"	370W	150	27 ft ²	8.03 lb

Solar Core

LED Grow Lights



solidapollo.com