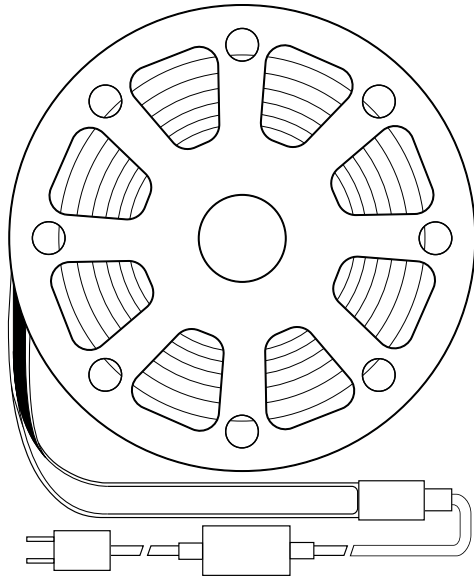




DATA SHEET

# NEON LED STRIP LIGHTS 120V AC



## Product Description

Neon LED Strip Lights 120V AC create the look and feel of eye-catching neon lights using energy saving LEDs. No more expensive and dangerous high voltage lighting required to enjoy the amazing colors of neon lights. Neon LED strips are safer, flexible, and more affordable, coming in lengths as short as 18" up to 165 continuous feet on one plug. This neon LED strip runs on any A/C wall outlet, bringing the ability to add the look of neon lighting virtually anywhere at low cost and with no professional assistance. Compared to traditional neon lighting with dangerous gases, custom fixtures, and high voltage energy transformers, Neon LEDs are safe and flexible with a bend radius as small as 3" and come ready to plug in right out of the box. Neon LED strip lights come fully sealed in silicone tubing to protect the strip from the elements. The tubing is UV protected and waterproof rated at IP65 for the toughest outdoor applications including outdoor commercial lighting, hospitality lighting, architectural lighting, landscape lighting, and deck/patio lighting.

- ETL Listed for Safety and Durability
- Made to Order
- Works at 120V AC Line Voltage
- Cut Points Every 18"
- Amazing bright neon color
- Fully seamless light
- No high voltage transformers or neon gas required
- Perfect for walls, buildings, linear lighting, and theater lighting
- Plug in directly to any AC outlet
- Available from 18in to 165ft long
- IP65 rated waterproof housing
- Indoor/outdoor use
- Fully dimmable
- Each purchase includes power cord and end cap installed

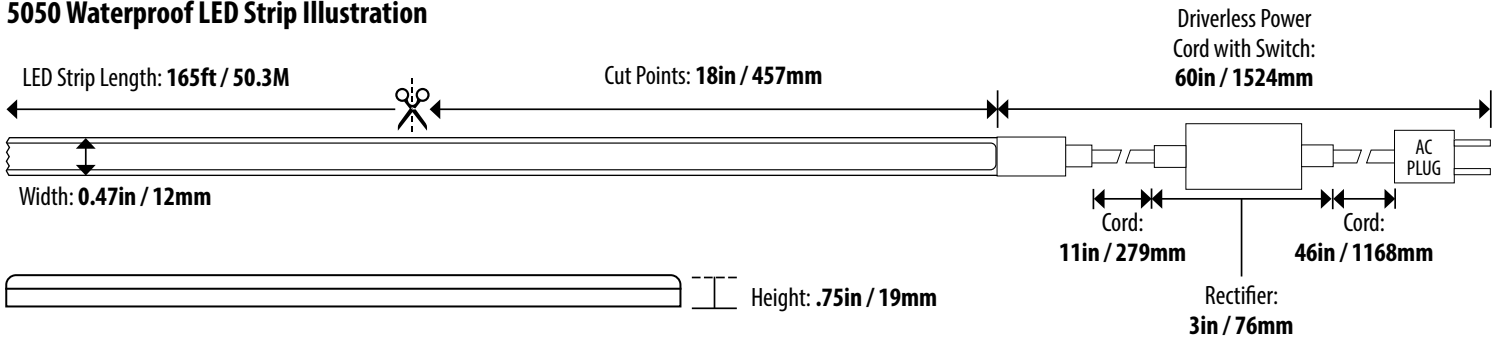
## Quick Spec.

- **Fully Dimmable:** Yes
- **Voltage:** 120V AC
- **Beam Angle:** 180°
- **LEDs per Foot:** 36
- **Warranty:** 2 Years
- **Dimensions:** 1980in x 0.47in x 0.75in
- **Working Temperature:** -10° to 140°F
- **Certifications:** ETL Listed

up to  
**165ft**



## 5050 Waterproof LED Strip Illustration

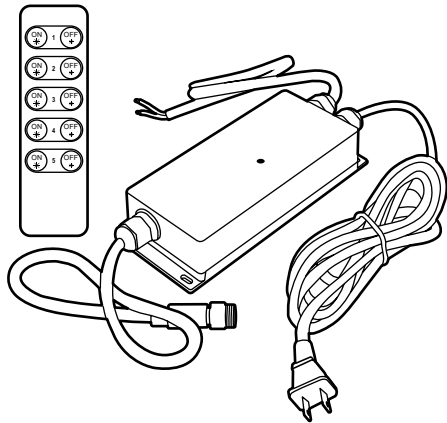


## Technical Information

Available LED Color	SKU#	Temp (K)	Lumens / Ft.	LED Type	Color Rendering Index	Minimum Cut
Warm White	SA-NLS-WW	3100K	148	SMD 3528	82+	18in / 457mm
White	SA-NLS-PW	4000K	180	SMD 3528	82+	18in / 457mm
Red	SA-NLS-RED	N/A	24	SMD 3528	N/A	18in / 457mm
Blue	SA-NLS-BLUE	N/A	36	SMD 3528	N/A	18in / 457mm
Yellow	SA-NLS-YELLOW	N/A	38	SMD 3528	N/A	18in / 457mm

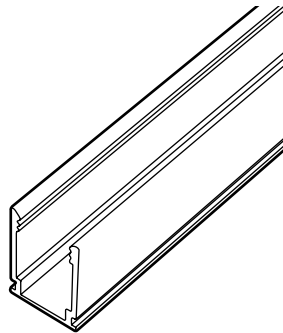
# NEON LED STRIP LIGHTS 120V AC ACCESSORIES

## Dimmers

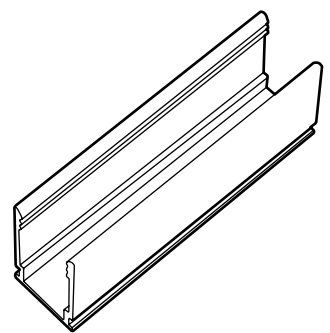


**120V AC 4 Zone Wireless Waterproof  
Dimmer Controller/Remote**  
SKU: LT-MONO-DRLS-RF

## Brackets

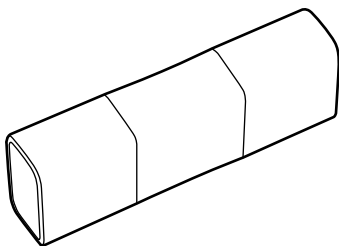


**78" Bracket for Neon LED  
Strip Light**  
SKU: SA-NLS-BRACKET-78

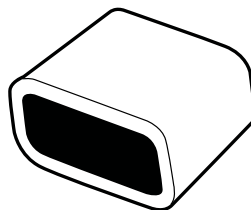


**2" Bracket for Neon LED  
Strip Light**  
SKU: SA-NLS-BRACKET

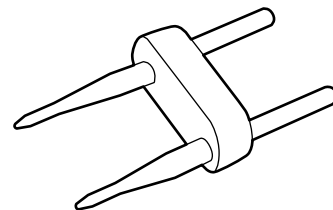
## LED Accessories



**Joiner for Single Color Neon LED  
Strip Light**  
SKU: SA-NLS-JOIN



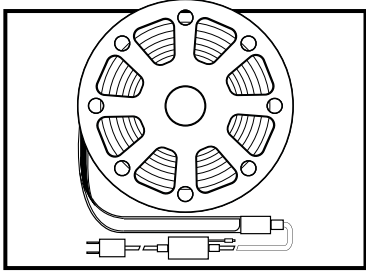
**End Cap for Single Color Neon LED  
Strip Light**  
SKU: SA-NLS-ENDCAP



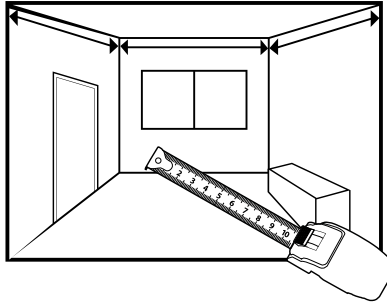
**Prong for Single Color Neon LED  
Strip Light**  
SKU: SA-NLS-PRONG

# NEON LED STRIP LIGHTS 120V AC INSTALLATION GUIDE


1. Determine where to install the Neon LED.



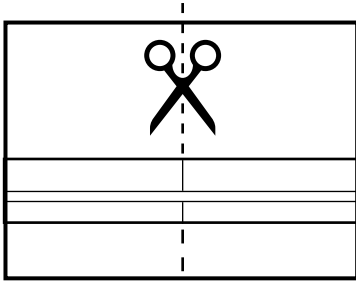
2. Determine the measurement of area where the Neon will be placed.



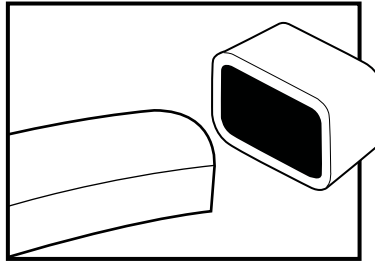
3. If needed, cut additional wire (extending Neon to dimmer).



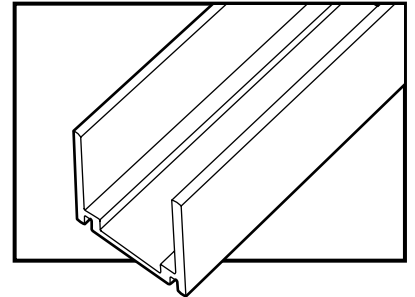
4. A. Cut Neon (at cutting points) to fit or join multiple sections as recommended to cover installation area.




- B. If Neon is cut, ensure proper re-waterproofing with an end cap and PVC cement.



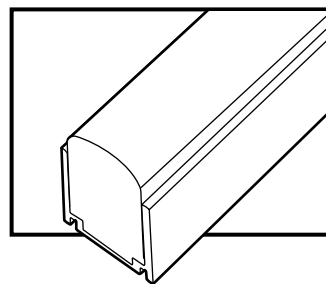
5. If using channels, cut or extend them to fit the size of the installation area.




6. Thoroughly clean the surface where the Neon will be mounted.



7. If using channels, mount the channel to the surface and gently push the Neon in to the mounted channel.



8. Complete the connection/wiring between the plug, optional dimmer, and LED Strips.

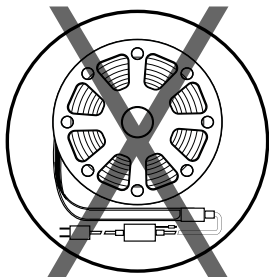


9. Power up and enjoy!


**Note:** If you have questions and concerns regarding the installation process. Please feel free to contact us at 425.582.7533. We will gladly assist you.

# NEON LED STRIP LIGHTS 120V AC WARNINGS

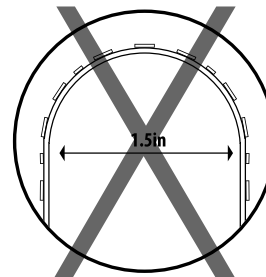
**Do not** power Neon LED still coiled in spool.




**Do not** bend Neon LED up and down. This light is **SIDE BENDING** only.




**Do not** bend Neon LED to a diameter less than 1.5 inches.




**Do not** fold or crease Neon LED.




**Do not** twist Neon LED.



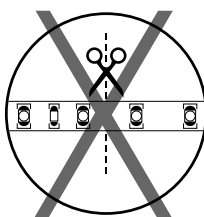
**Do not** cover Neon LED with anything other than LED Channel Diffusers.



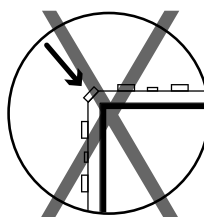
**Do not** put direct excessive pressure on the Neon LED surface.




**Do not** cut Neon LED except at designated cutting points.



**Do not** position LED at an angled surface where it is pressed.



**Do not** submerge Neon LED lights.



# NEON LED STRIP LIGHTS 120V AC SAFETY & WARRANTY

---

## Safety / Disclosures

1. Install in accordance with the proper installation procedure (See pg. 3).
2. Install in accordance with your national or local electrical code regulations.
3. Suitable for wet locations (IP65 Rated).
4. Do not expose to heat more than the specified temperature ratings.
5. Only install with the required 120V AC plug.
6. Use a separate power feed for each recommended maximum run.
7. Only use cables that are certified for use with external connection of electrical equipment and rated for at least 80°C (176°F)
8. Do not mishandle product or modify beyond the guidelines given as this may void product warranty.
9. Only use with the recommended waterproof accessories and ensure complete waterproofing of any modified sections of the strip.
10. Only use the recommended waterproof accessories and wires to connect between LED strip light, driver, controller, and other devices in between.
11. The output color of the LED Strips may have slight variation from that of the pictures on this document or website due to photo rendering limitations.
12. Design improvements and modification of the products could happen from to time and we reserve the right to do these improvements necessary without any prior notice.

## Warranty

The **Neon** LED Strip Lights 120V AC come with a 2-year limited warranty from the date it is shipped to the customer. This warranty covers the product as long as it is used for the designed purpose and normally operated unless otherwise stated.

Please visit [www.solidapollo.com/returns-amp-warranty.html](http://www.solidapollo.com/returns-amp-warranty.html) for the complete warranty details on the product. For any additional questions about product warranty, feel free to contact customer support at 425.582.7533.