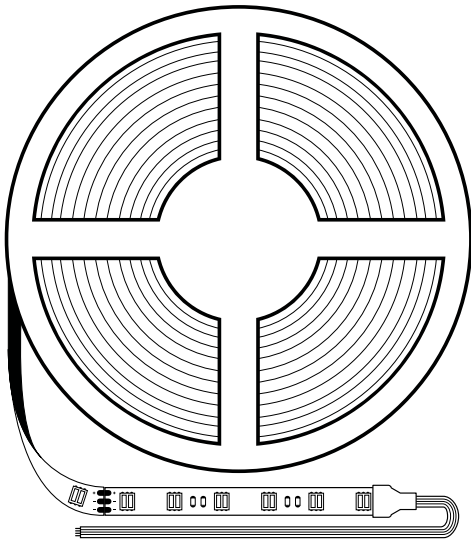


DYNAMIC WHITE LED STRIP LIGHTS



Product Description

Dynamic White LED strip lights from Solid Apollo feature a new and innovative way to create any color tone from a vivid and comfortable warm white to a crystal clear pure white. These state of the art Dynamic White LED Strips are the perfect solution where color temperature must be adjusted on a continuous basis. This is done by using two different LED Chips placed side-by-side along the LED strip. For example, the 72W Dynamic White LED strip Light has 300 LEDs. 150 units are warm white and 150 units are pure white. The LED chips are placed in an interlacing fashion, warm white-pure white-warm white and so forth. By using a two circuit flexible printed circuit, individual control can be achieved for both types of chips. By increasing and decreasing the light output of each color, we are able to create any type of white or Dynamic White. This is very useful when lighting up different scenarios that require the light to have a different consistency for each use.

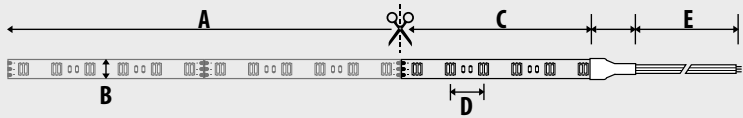
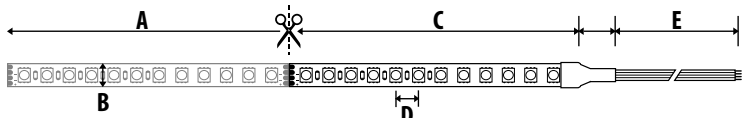
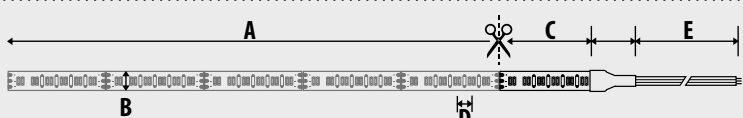
- Easily Dim to Ambient Warm Light
- Fully Adjustable Between Warm White or Super Warm White and Pure White
- Color: 2700K or 3000K to 6000K
- Cut Points From 2 to 5 Inches
- Includes 13.5in Long Lead Wires for Easy Connecting
- Strong 3M Double Sided Tape
- Great for Adjusting From Crisp Clear Light to Cozy Accents and Mood Lighting

Quick Spec.

16.4ft

300 LEDs	480 LEDs	1200 LEDs
--------------------	--------------------	---------------------

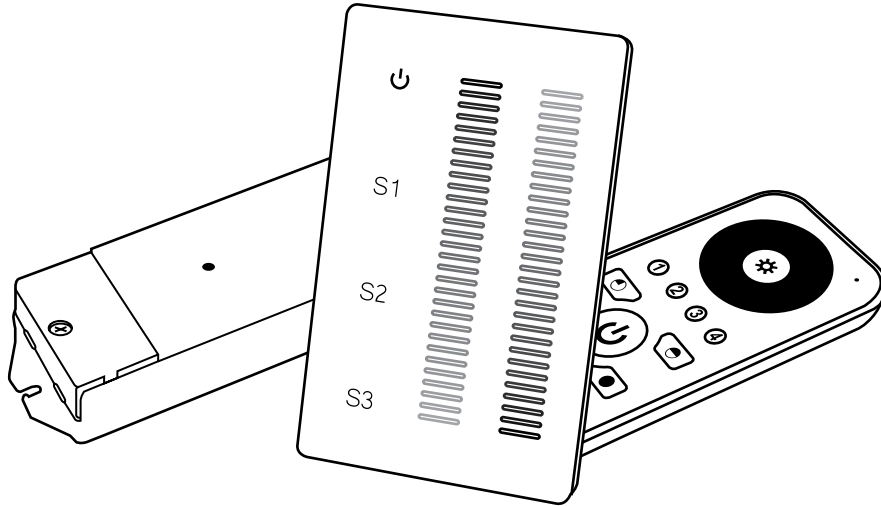
- **Dimmable:** Yes
- **Voltage:** 24V
- **Total Wattage:** 72W - 144W
- **Color Temp (k°):** 2700K to 6000K
- **Total LEDs:** 300 to 1200
- **Beam Angle:** 120°
- **PCB Width:** 8mm/.3" - 12mm/.46"
- **LED Strip Length:** 16.4ft/196.8in
- **Working Temperature:** -4° to 122°F
- **Certifications:** UL, CE, RoHS

	<p>5050 72W</p> <p>A. LED Strip Length: 16.4ft / 5M</p> <p>B. LED Strip Width: 0.39in / 10mm</p> <p>C. Cut Point: 4in / 100mm</p> <p>D. Between LEDs: 0.45in / 11mm</p> <p>E. Cable Length: 13.5in / 343mm</p> <p style="text-align: right;">Strip Height: 0.09in / 2mm</p>
	<p>5050 96W</p> <p>A. LED Strip Length: 16.4ft / 5M</p> <p>B. LED Strip Width: 0.46in / 12mm</p> <p>C. Cut Point: 5in / 127mm</p> <p>D. Between LEDs: 0.21in / 5mm</p> <p>E. Cable Length: 13.5in / 343mm</p> <p style="text-align: right;">Strip Height: 0.08in / 2mm</p>
	<p>3014 144W</p> <p>A. LED Strip Length: 16.4ft / 5M</p> <p>B. LED Strip Width: 0.31in / 8mm</p> <p>C. Cut Point: 2in / 50mm</p> <p>D. Between LEDs: 0.2in / 5mm</p> <p>E. Cable Length: 13.5in / 343mm</p> <p style="text-align: right;">Strip Height: 0.05in / 1mm</p>

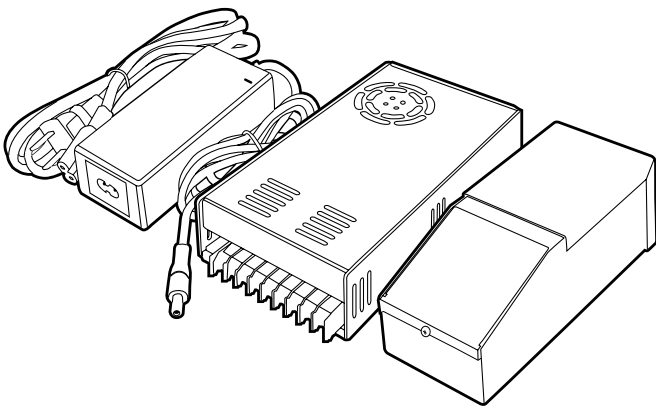
Technical Information

Available LED Strip	SKU#	Temp (K)	Total LEDs	Lumens / Ft.	Max Wattage	LED Type	Minimum Cut
Dynamic White 5050 72W	SA-LS-WW-W-5050-300-24V	3000K - 6000K	300	155 - 182	72W	SMD 5050	4in / 100mm
Dynamic White 5050 96W	SA-LS-SWW-W-5050-480-24V	2700K - 6000K	480	248 - 292	96W	SMD 5050	5in / 127mm
Dynamic White 3014 144W	SA-LS-WW-W-3014-1200-24V	3000K - 6000K	1200	402 - 658	144W	SMD 3014	2in / 50mm

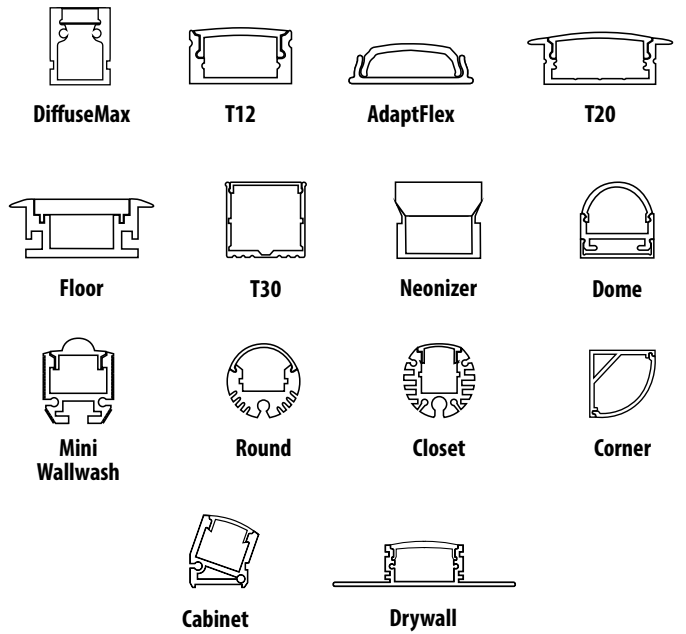
Dimmers



Power Supplies

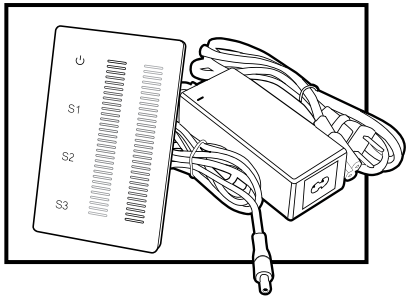


LED Strip Channels

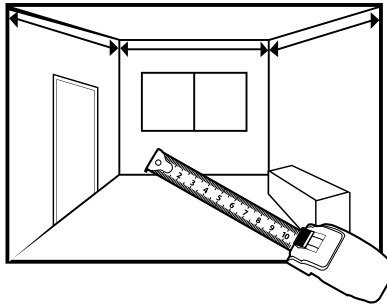


DYNAMIC WHITE LED STRIP LIGHTS INSTALLATION GUIDE


1. Determine where to install the Driver and optional Dimmer.



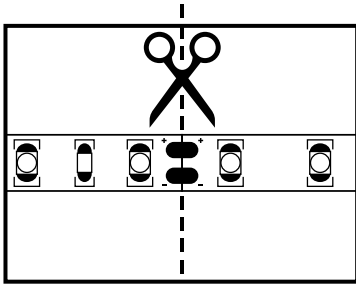
2. Determine the measurement of area where LED Strip Lights will be placed.



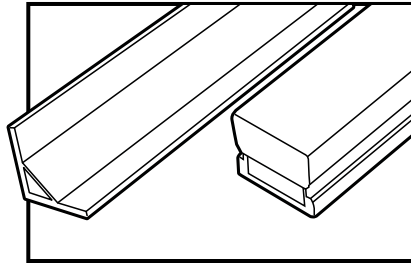
3. Determine how much wire needed (Driver to Dimmer, Dimmer to LED Strips).




4. Cut LED Strip Lights (at cutting points) to fit or Join multiple Strips as recommended to cover installation area.



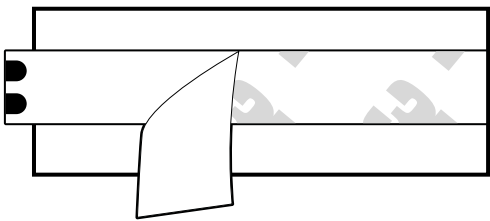
5. If using Channels, cut or extend them to fit size of the installation area



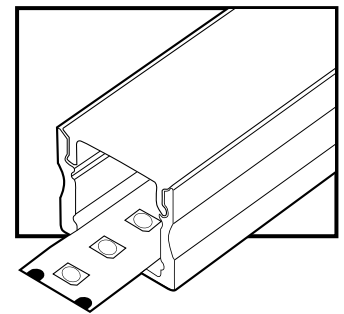
6. Thoroughly clean the surface where the LED Strip will be mounted.



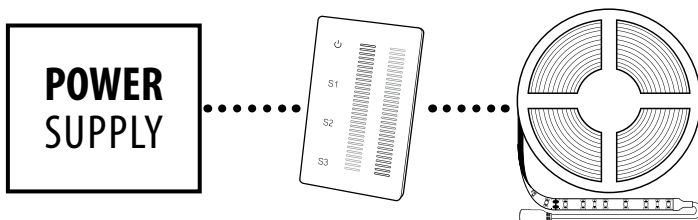
7. A. Peel the 3M Tape cover from the back of the LED Strips and mount it on surface.



B. If using Channels, mount the LED Strip in the Channel and mount it to the desired surface.



8. Complete the connection/wiring between the Power Supply, optional dimmer and LED Strips.




9. Power up and enjoy!

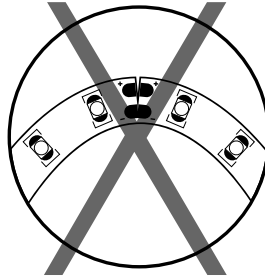
Note: If you have questions and concerns regarding the installation process. Please feel free to contact us at 425.582.7533. We will gladly assist you.

DYNAMIC WHITE LED STRIP LIGHTS WARNINGS

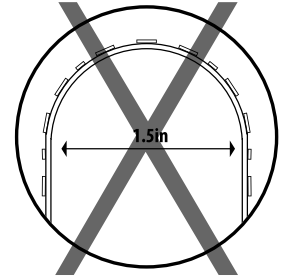
Do not power LED Strip still coiled in spool.




Do not bend LED Strip sideways.




Do not bend LED strips to a diameter less than 1.5 inches.




Do not fold or crease LED Strip.




Do not twist LED Strip.



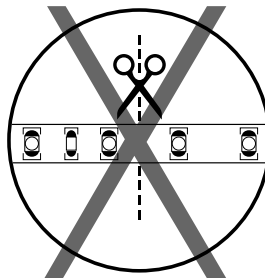
Do not cover LED Strip with anything other than LED Channel Diffusers.



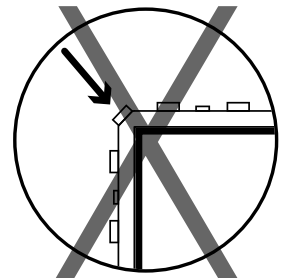
Do not put direct excessive pressure on the LED surface.



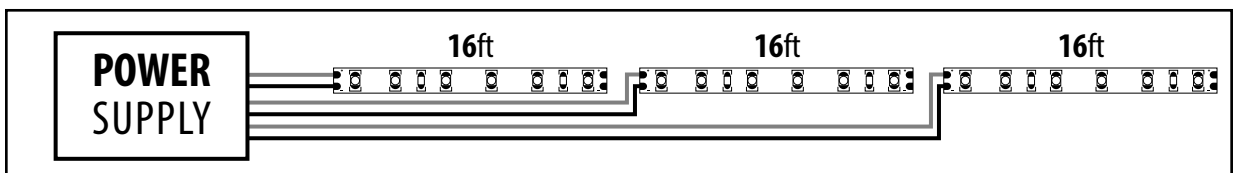
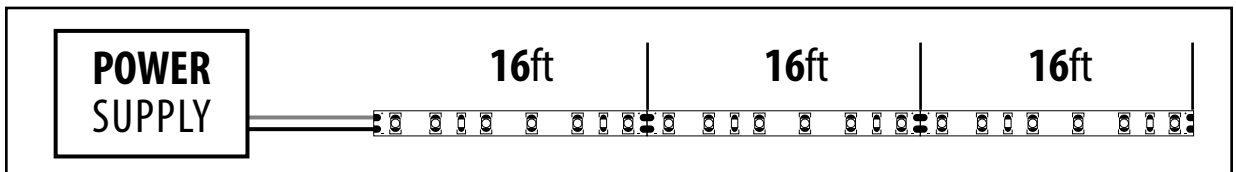
Do not cut LED Strips except at designated cutting points.



Do not position LED at an angled surface where it is pressed.



Do not connect or interconnect more than 16 feet (5 meters) of LED Strip to one Power Feed.



DYNAMIC WHITE LED STRIP LIGHTS SAFETY & WARRANTY

Safety / Disclosures

1. Please follow the included installation guide for proper installation procedure (See pg. 3).
2. Install in accordance with your national or local electrical code regulations.
3. Not suitable for wet locations.
4. Do not expose LED chips to direct sunlight continuously.
5. Do not expose to heat more than the specified temperature ratings and do not install too close to stoves, fireplaces, and so on.
6. Only install with the required Driver/Power Supply – 24V DC Constant Voltage Driver.
7. Use a separate power feed for each recommended maximum run.
8. Only use cables that are certified for use with external connection of electrical equipment and rated for at least 80°C (176°F)
9. Do not mishandle product or modify beyond the guidelines given as this may void product warranty.
10. Only use the recommended accessories and wires to connect between LED Strip Light, Driver, Controller, and other devices in between.
11. The output color of the LED Strips may have slight variation from that of the pictures on this document or website due to photo rendering limitations.
12. Design improvements and modification of the products could happen from to time and we reserve the right to implement improvements as necessary without any prior notice.

Warranty

The **Dynamic White** LED Strip Lights come with a five year limited warranty from the date it is shipped to the customer. This warranty covers the product as long as it is used for the designed purpose and normally operated unless otherwise stated.

Please visit www.solidapollo.com/returns-amp-warranty.html for the complete warranty details on the product. For any additional questions about product warranty, feel free to contact customer support at 425.582.7533.