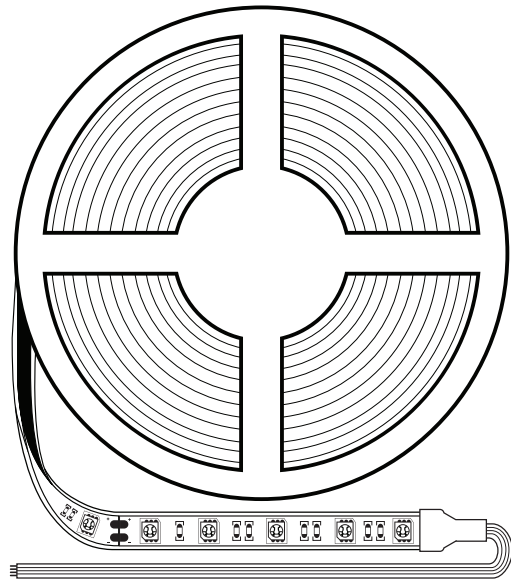


RGBW WATERPROOF COLOR CHANGING LED STRIP LIGHT



Product Description

Solid Apollo's Waterproof RGBW LED Strip Lights are a combination of our normal RGB color-changing and White color chips in one 5050 LED. With this 4-in-1 quad-chip LED, billions of color variations can be made easily by mixing red, blue, green, and white. The added white chip allows you to produce a pure white color that a regular RGB chip could not make and it is available in 3000K, 4000K, and 6000K.

The Strips are fully waterproofed with a high-end Silicon formula that includes chemicals that protect against UV rays from the Sun and other environmental elements. A special heavy-duty double-sided tape at the back of the Strips enable them to be easily stuck to any surface including bricks and rough surfaces.


Unique colors and color-changing scenes including color fading, chasing, flashing, etc. can be made using the Waterproof RGBW LED Strips with Solid Apollo's RGBW Controllers. The Strips are an excellent choice for outdoor applications that require dual purpose lighting such as decorative plus task lighting. Some features of Solid Apollo's Waterproof RGBW Strip Lights category include:

- Waterproof IP67 rated.
- Suitable for wet locations.
- UL listed for safety and durability.
- Ability to create billions of color variations.
- Ability to create personalized colors and scenes.
- Small clearly marked cut points every 4 inches.
- Available in 3000K, 4000K, and 6000K power options.
- Easy installation with an already mounted 3M double-sided tape.
- Fully controllable with a wide range of Solid Apollo's RGBW Controllers.

16.4ft

300

LEDs



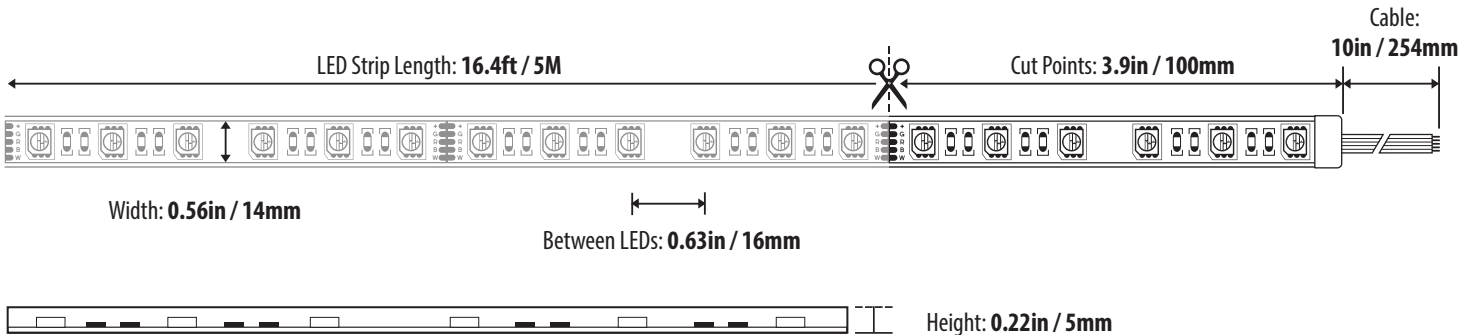
UP TO 2100+

LUMENS / FT

Quick Spec.

- | | |
|------------------------------|---|
| • Fully Dimmable: Yes | • UL Listing #: E493881 |
| • Voltage: 24V DC | • PCB Width: 0.56/14mm |
| • Total Wattage: 72W | • LED Strip Length : 16.4ft /196.8in |
| • Beam Angle: 120° | • Working Temperature: -4° to 122°F |

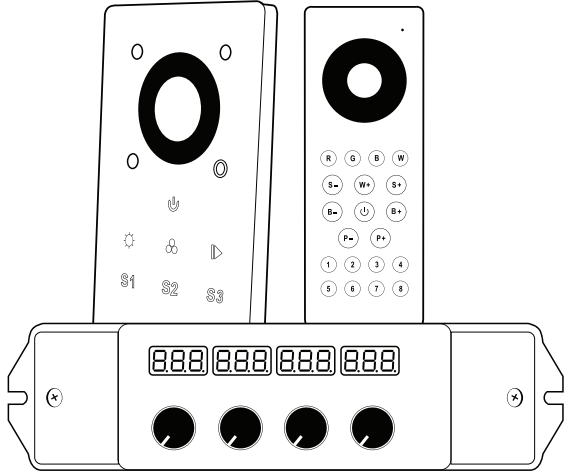
RGB+W 5050 72W Illustration



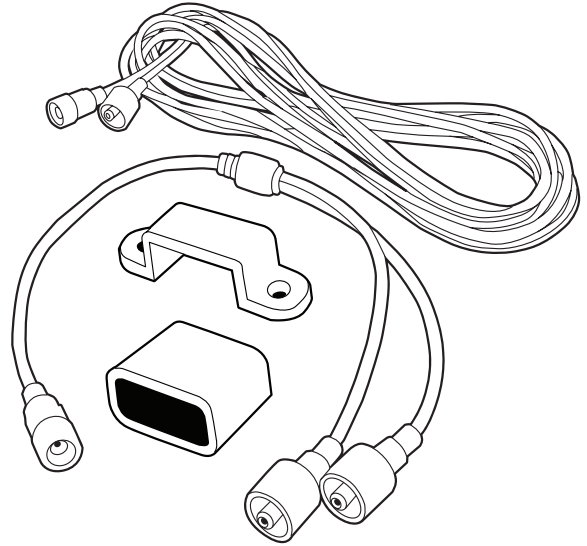
Technical Information

Available LED Color	SKU#	LEDs/ft	Lumens / Ft.	Max Wattage	LED Type	PCB Width	Minimum Cut
RGB+Warm White 5050 72W	SA-LS-RGB-WW-5050-300-IP67-24V	18	RGB: 1650 / 3100K: 1944	72W	SMD 5050	14mm	3.9in / 100mm
RGB+Daylight White 5050 72W	SA-LS-RGB-DW-5050-300-IP67-24V	18	RGB: 1623 / 4000K: 2033	72W	SMD 5050	14mm	3.9in / 100mm
RGB+White 5050 72W	SA-LS-RGB-W-5050-300-IP67-24V	18	RGB: 1650 / 6000K: 2160	72W	SMD 5050	14mm	3.9in / 100mm

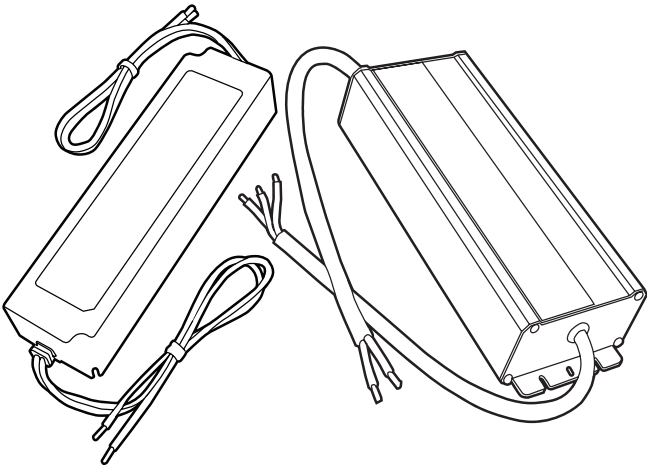
RGB Controllers




LED Strip Connectors



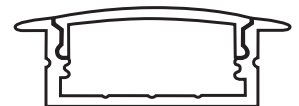
Power Supplies



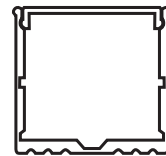
LED Strip Channels



T12



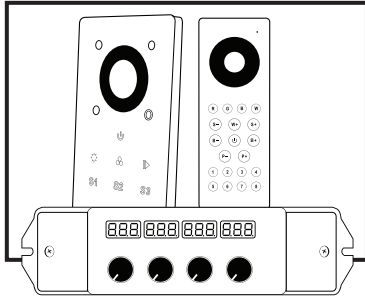
T20



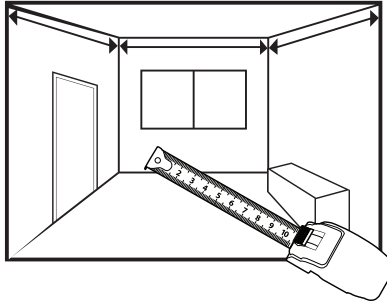
T30

RGBW WATERPROOF COLOR CHANGING LED STRIP LIGHT INSTALLATION GUIDE


1. Determine where to install the Driver and optional Dimmer.



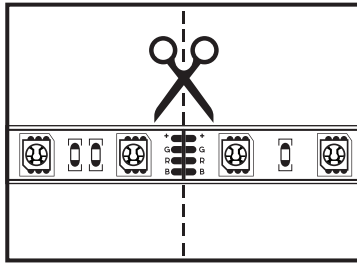
2. Determine the measurement of area where LED Strip Lights will be placed.



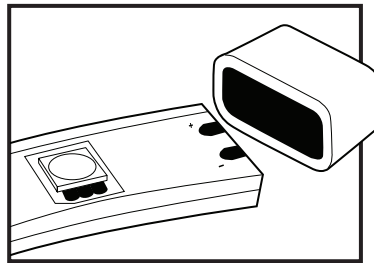
3. Determine how much wire needed (Driver to Dimmer, Dimmer to LED Strips).



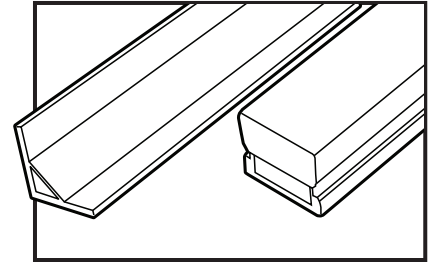
4. A. Cut LED Strip Lights (at cutting points) to fit or Join multiple Strips as recommended to cover installation area.



B. If strip is cut, ensure proper re-waterproofing with an Endcap and silicon glue surface.



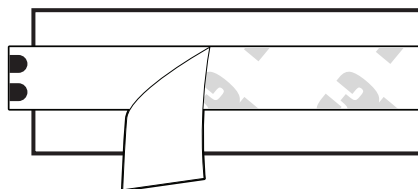
5. If using Channels, cut or extend them to fit size of the installation area



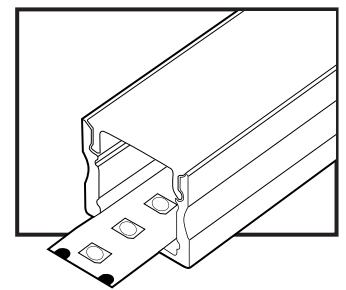
6. Thoroughly clean the surface where the LED Strip will be mounted.



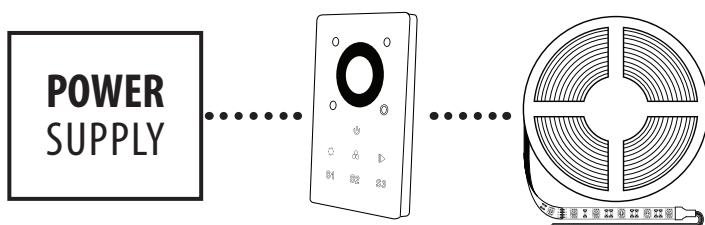
7. A. Peel the 3M Tape cover from the back of the LED Strips and mount it on surface.



B. If using Channels, mount the LED Strip in the Channel and mount it to the desired surface.



8. Complete the connection/wiring between the Power Supply, optional dimmer and LED Strips.




9. Power up and enjoy!


Note: If you have questions and concerns regarding the installation process. Please feel free to contact us at 425.582.7533. We will gladly assist you.

RGBW WATERPROOF COLOR CHANGING LED STRIP LIGHT WARNINGS

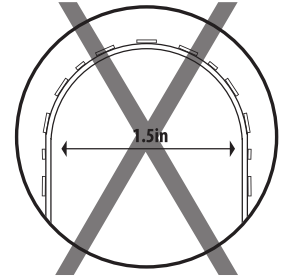
Do not power LED Strip still coiled in spool.




Do not bend LED Strip sideways.




Do not bend LED strips to a diameter less than 1.5 inches.




Do not fold or crease LED Strip.




Do not twist LED Strip.



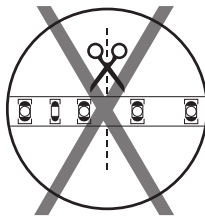
Do not cover LED Strip with anything other than LED Channel Diffusers.




Do not put direct excessive pressure on the LED surface.




Do not cut LED Strips except at designated cutting points.



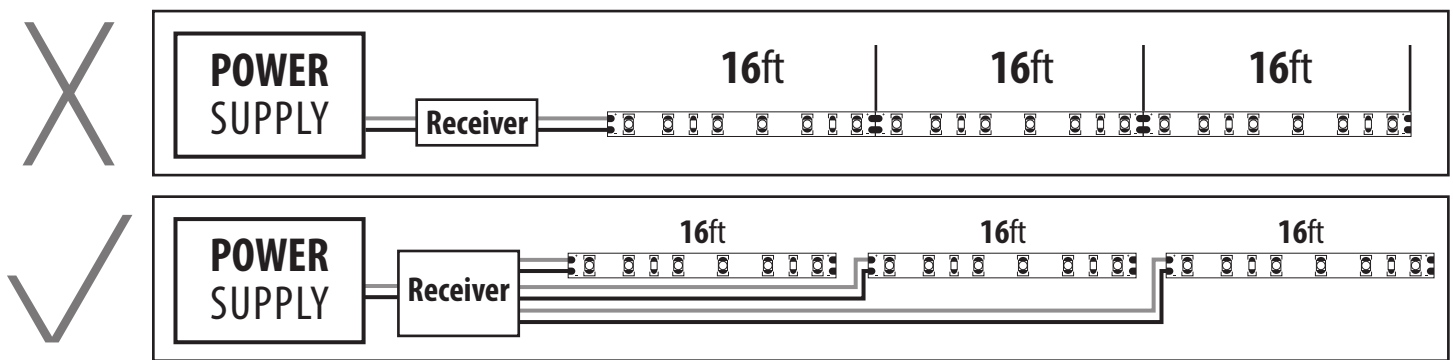
Do not position LED at an angled surface where it is pressed.



Do not submerge LED Strip Lights.



Do not connect or interconnect more than 16 feet (5 meters) of LED Strip to one Power Feed.



RGBW WATERPROOF COLOR CHANGING LED STRIP LIGHT SAFETY & WARRANTY

Safety / Disclosures

1. Install in accordance with the proper installation procedure (See pg. 3).
2. Install in accordance with your national or local electrical code regulations.
3. Suitable for wet locations (IP67 Rated).
4. Do not expose to heat more than the specified Temperature ratings.
5. Only install with the required Driver/Power Supply – 24V DC Constant Voltage Driver.
6. Use a separate power feed for each recommended maximum run.
7. Only use cables that are certified for use with external connection of electrical equipment and rated for at least 80°C (176°F)
8. Do not mishandle product or modify beyond the guidelines given as this may void product Warranty.
9. Only use with the recommended waterproof accessories and ensure complete waterproofing of any modified sections of the Strip.
10. Only use the recommended waterproof accessories and wires to connect between LED Strip Light, Driver, Controller, and other devices in between.
11. The output color of the LED Strips may have slight variation from that of the pictures on this document or website due to photo rendering limitations.
12. Design improvements and modification of the products could happen from to time and we reserve the right to do these improvements necessary without any prior notice.

Warranty

The **RGBW** Waterproof Color Changing 36W LED Strip Lights come with a 5-year limited warranty from the date it is shipped to the customer. This warranty covers the product as long as it is used for the designed purpose and normally operated unless otherwise stated.

Please visit www.solidapollo.com/returns-amp-warranty.html for the complete warranty details on the product. For any additional questions about product warranty, feel free to contact customer support at 425.582.7533.