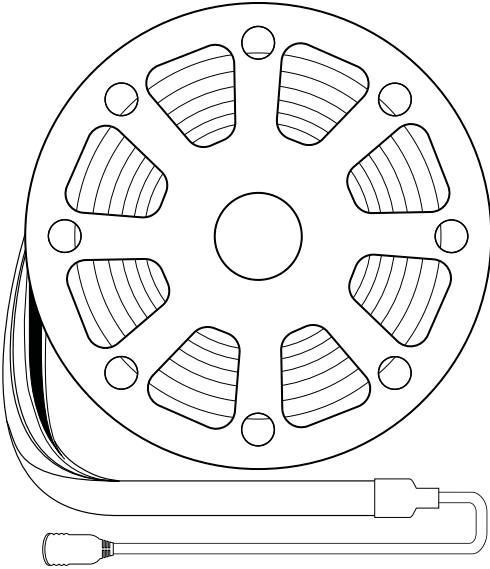


# NEON3 60W LED LIGHTS



## Product Description

Solid Apollo's Neon3 is a state of the art neon LED strip simulating the effect and look of neon in a continuous well balanced light. This next generation bendable Neon3 strip is engineered for optimum performance, efficient energy use, and effortless maintenance over traditional glass neon.

The Neon3 is fully dimmable. It features a soft adaptable and flexible body in a square shape giving the appearance of seamless light emitting from three sides of the strip. This three sided light output gives the Neon3 a clean, unique look with modern angles. The unit body is side bending in the opposite direction as the top light output. With a width of less than half an inch, the Neon3 is made to deliver amazing neon effects in subtle and discreet areas such as the inside of crevices, in-wall applications, and long linear lighting.

- Three Sided Light Emission
- Flexible & Cuttable
- Side Bending
- Cut Points Every 2in
- Fully Dimmable
- 16.4ft Spool
- Features a 6.6ft Waterproof Cable w/ Female Barrel Connector
- Low Voltage Product at 24V - 60W Per Spool
- Fully Waterproof, Rated at IP67
- Indoor / Outdoor Application
- Product Comes Ready to Plug & Play
- Perfect for Accent Lighting, Linear Lighting and In-Wall Lighting

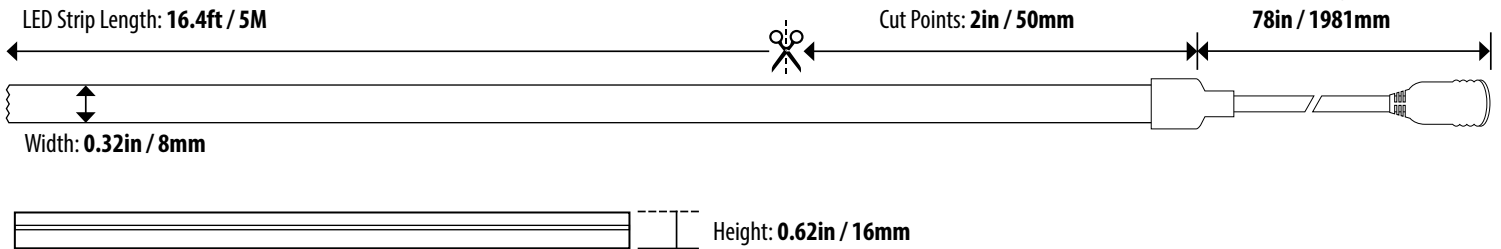
## Quick Spec.

- **Fully Dimmable:** Yes
- **Voltage:** 24V DC
- **Beam Angle:** 140°
- **LEDs per Foot:** 37
- **Warranty:** 3 Years
- **Dimensions:** 196.8in x 0.32in x 0.62in
- **Working Temperature:** -10° to 140°F
- **Certifications:** UL, RoHS

**600 LEDs**  
**16.4ft**

**UP TO 182+**  
**LUMENS / FT**

## Neon3 LED Illustration

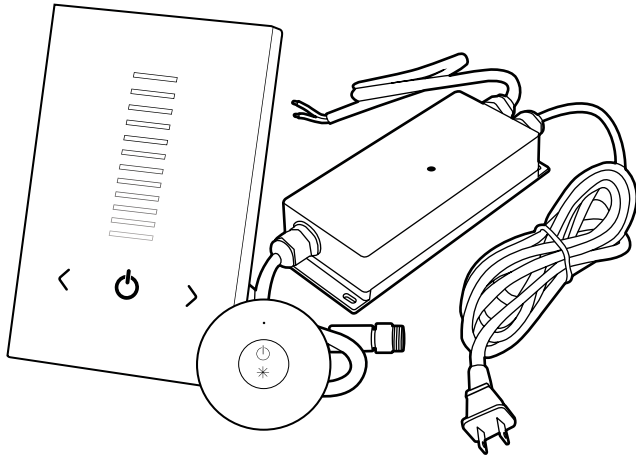


## Technical Information

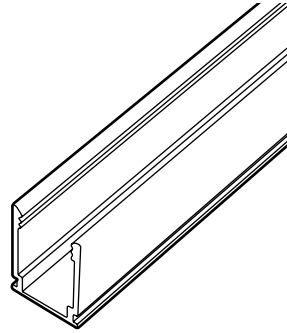
Available LED Color	SKU#	Temp (K)	Lumens / Ft.	LED Type	Color Rendering Index	Minimum Cut
Candlelight White	SA-N3-CLWW	2400K	143	SMD 2835	93+	2in / 50mm
Super Warm White	SA-N3-SWW	2700K	154	SMD 2835	92+	2in / 50mm
Warm White	SA-N3-WW	3000K	166	SMD 2835	94+	2in / 50mm
Daylight White	SA-N3-DLW	4000K	182	SMD 2835	93+	2in / 50mm
Natural White	SA-N3-NW	5000K	170	SMD 2835	93+	2in / 50mm
Red	SA-N3-RED	Red	N/A	SMD 2835	N/A	2in / 50mm
Green	SA-N3-GREEN	Green	N/A	SMD 2835	N/A	2in / 50mm
Blue	SA-N3-BLUE	Blue	N/A	SMD 2835	N/A	2in / 50mm
Amber	SA-N3-AMBER	Amber	N/A	SMD 2835	N/A	2in / 50mm
RGB	SA-N3-RGB	RGB	N/A	SMD 3838	N/A	2in / 50mm

# NEON3 60W LED LIGHTS ACCESSORIES

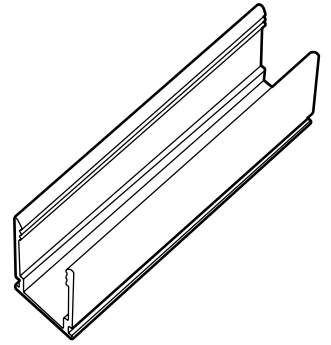
## Dimmers and Controllers



## Brackets

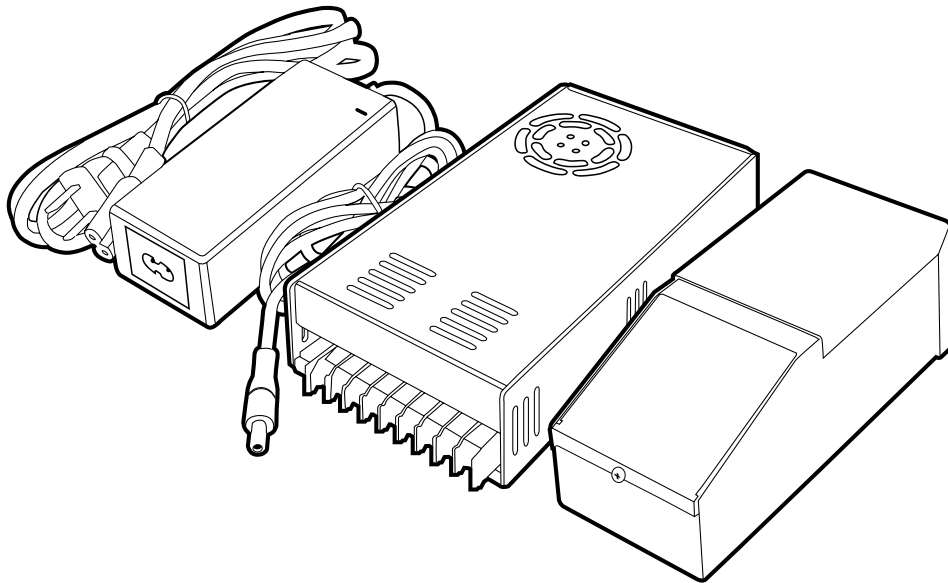


**39" Bracket for LED Neon3**  
SKU: SA-N3-BRACKET-39IN



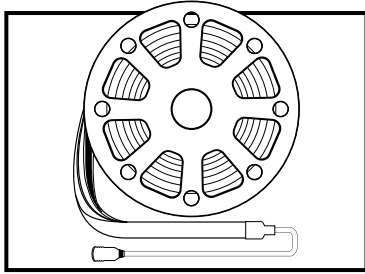
**Bracket for LED Neon3**  
SKU: SA-N3-BRACKET

## Power Supplies

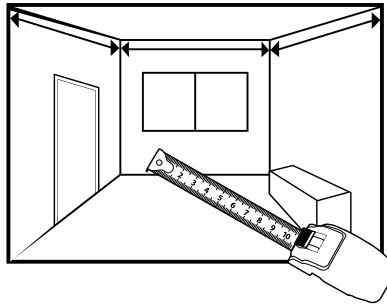


# NEON3 60W LED LIGHTS INSTALLATION GUIDE


1. Determine where to install the Neon LED.



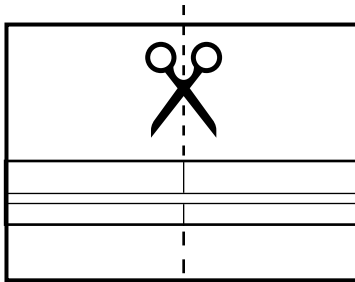
2. Determine the measurement of area where the Neon will be placed.



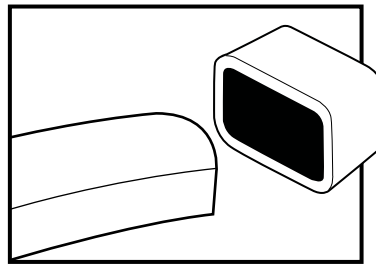
3. If needed, cut additional wire (extending Neon to dimmer).



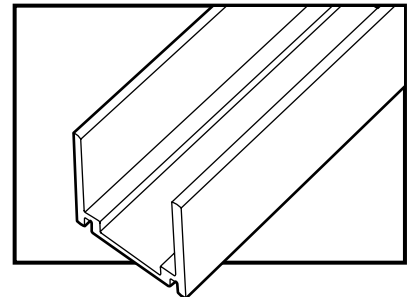
4. A. Cut Neon (at cutting points) to fit or join multiple sections as recommended to cover installation area.




B. If Neon is cut, ensure proper re-waterproofing with an end cap and silicon glue.



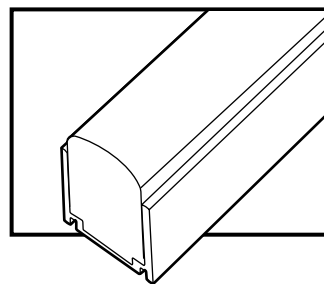
5. If using channels, cut or extend them to fit the size of the installation area.




6. Thoroughly clean the surface where the Neon will be mounted.



7. If using channels, mount the channel to the surface and gently push the Neon in to the mounted channel.



8. Complete the connection/wiring between the plug, optional dimmer, and LED Strips.

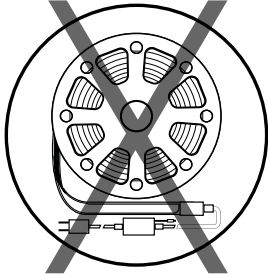


9. Power up and enjoy!


**Note:** If you have questions and concerns regarding the installation process. Please feel free to contact us at 425.582.7533. We will gladly assist you.

# NEON3 60W LED LIGHTS WARNINGS

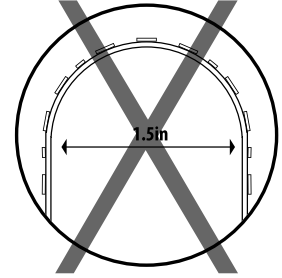
**Do not** power Neon LED still coiled in spool.




**Do not** bend Neon LED up and down. This light is **SIDE BENDING** only.



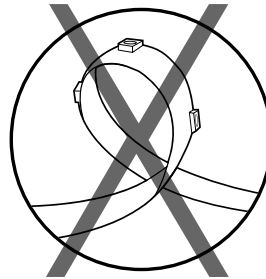
**Do not** bend Neon LED to a diameter less than 1.5 inches.




**Do not** fold or crease Neon LED.




**Do not** twist Neon LED.



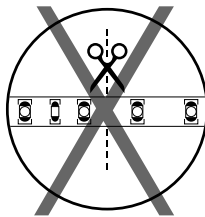
**Do not** cover Neon LED with anything other than LED Channel Diffusers.




**Do not** put direct excessive pressure on the Neon LED surface.




**Do not** cut Neon LED except at designated cutting points.



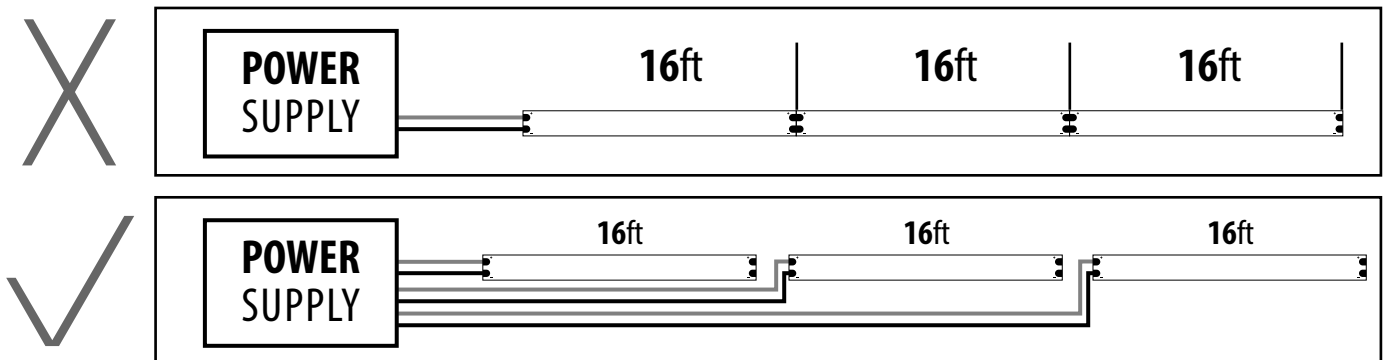
**Do not** position LED at an angled surface where it is pressed.



**Do not** submerge Neon LED lights.



**Do not** connect or interconnect more than 16 feet (5 meters) of LED Strip to one Power Feed.



# NEON3 60W LED LIGHTS SAFETY & WARRANTY

---

## Safety / Disclosures

1. Install in accordance with the proper installation procedure (See pg. 3).
2. Install in accordance with your national or local electrical code regulations.
3. Suitable for wet locations (IP67 Rated).
4. Do not expose to heat more than the specified temperature ratings.
5. Only install with the required Driver/Power Supply – 24V DC Constant Voltage Driver.
6. Use a separate power feed for each recommended maximum run.
7. Only use cables that are certified for use with external connection of electrical equipment and rated for at least 80°C (176°F)
8. Do not mishandle product or modify beyond the guidelines given as this may void product warranty.
9. Only use with the recommended waterproof accessories and ensure complete waterproofing of any modified sections of the strip.
10. Only use the recommended waterproof accessories and wires to connect between LED strip light, driver, controller, and other devices in between.
11. The output color of the LED Strips may have slight variation from that of the pictures on this document or website due to photo rendering limitations.
12. Design improvements and modification of the products could happen from to time and we reserve the right to do these improvements necessary without any prior notice.

## Warranty

The **Neon3** 60W LED Lights come with a 3-year limited warranty from the date it is shipped to the customer. This warranty covers the product as long as it is used for the designed purpose and normally operated unless otherwise stated.

Please visit [www.solidapollo.com/returns-amp-warranty.html](http://www.solidapollo.com/returns-amp-warranty.html) for the complete warranty details on the product. For any additional questions about product warranty, feel free to contact customer support at 425.582.7533.